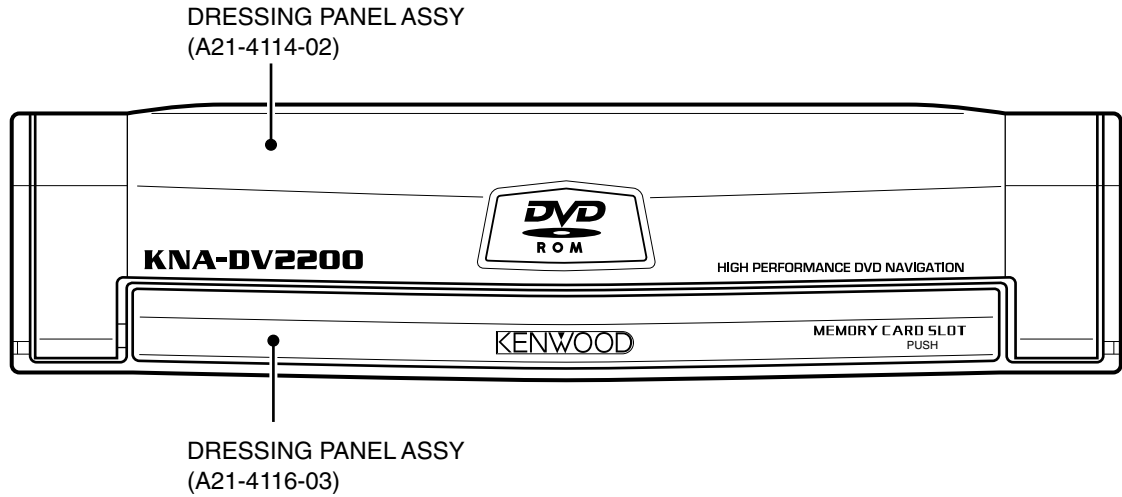
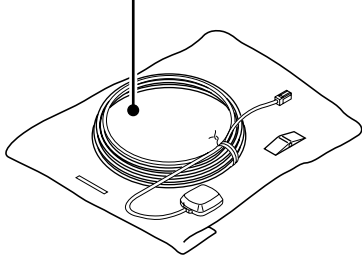


KNA-DV2200


SERVICE MANUAL




ELECTRIC CIRCUIT MODULE (W02-3261-05)



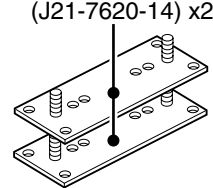
CLAMPER ASSY (J11-0609-05)



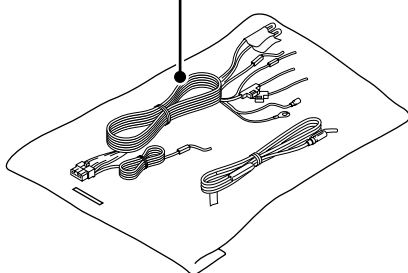
SCREW SET (N99-1630-05)



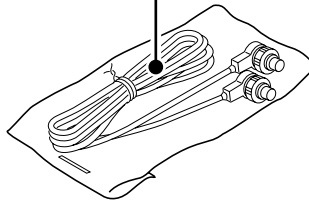
MOUNTING HARDWARE ASSY (J21-7620-14) x2



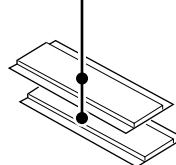
DC CORD ASSY (E30-4964-05)



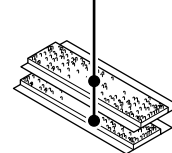
CORD ASSY (E30-4747-05)



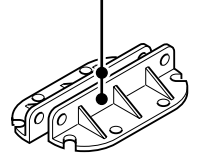
ADHESIVE TAPE (J69-0506-04) x2

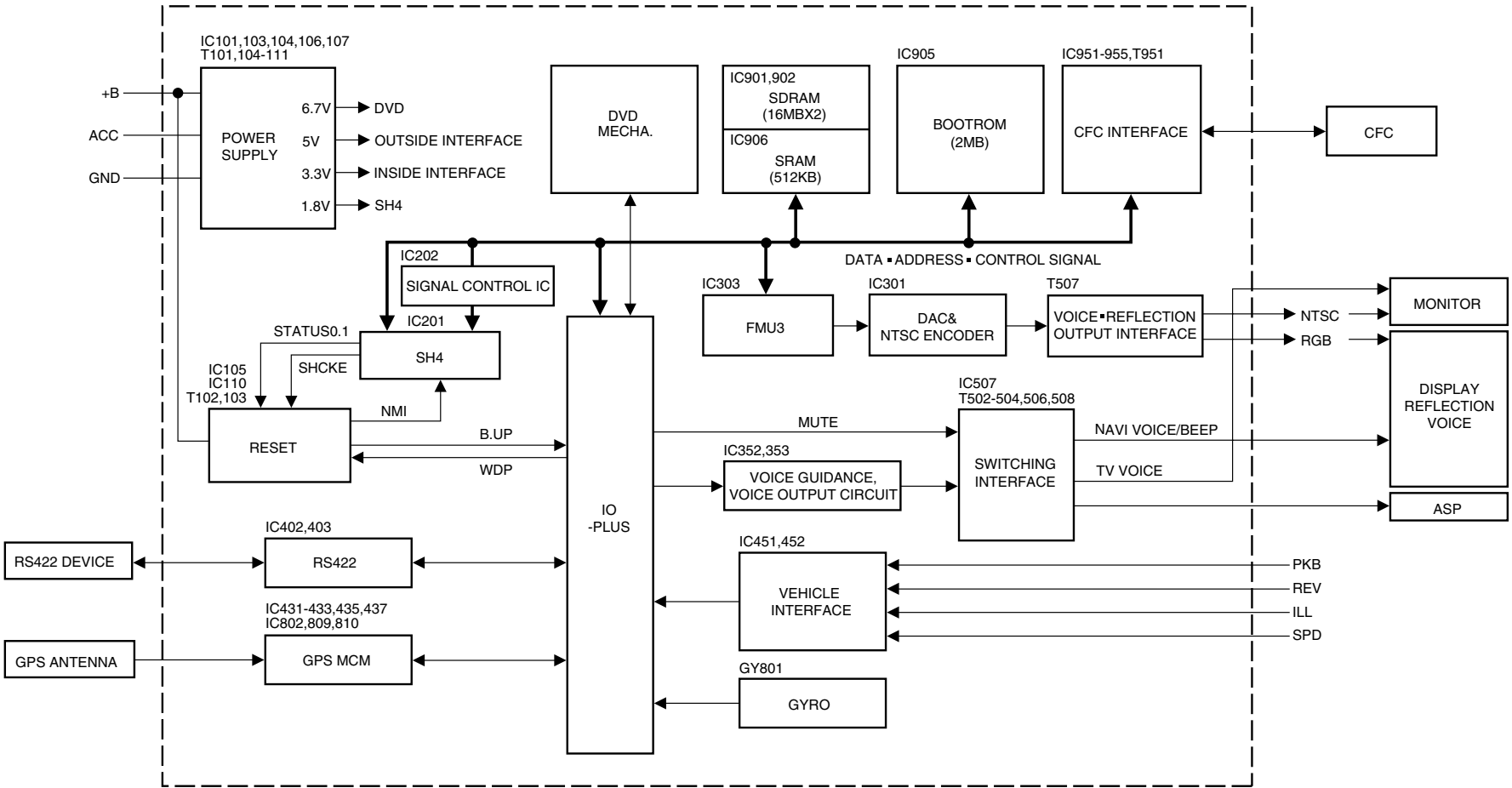


MAGIC TAPE (H30-0514-05) x2

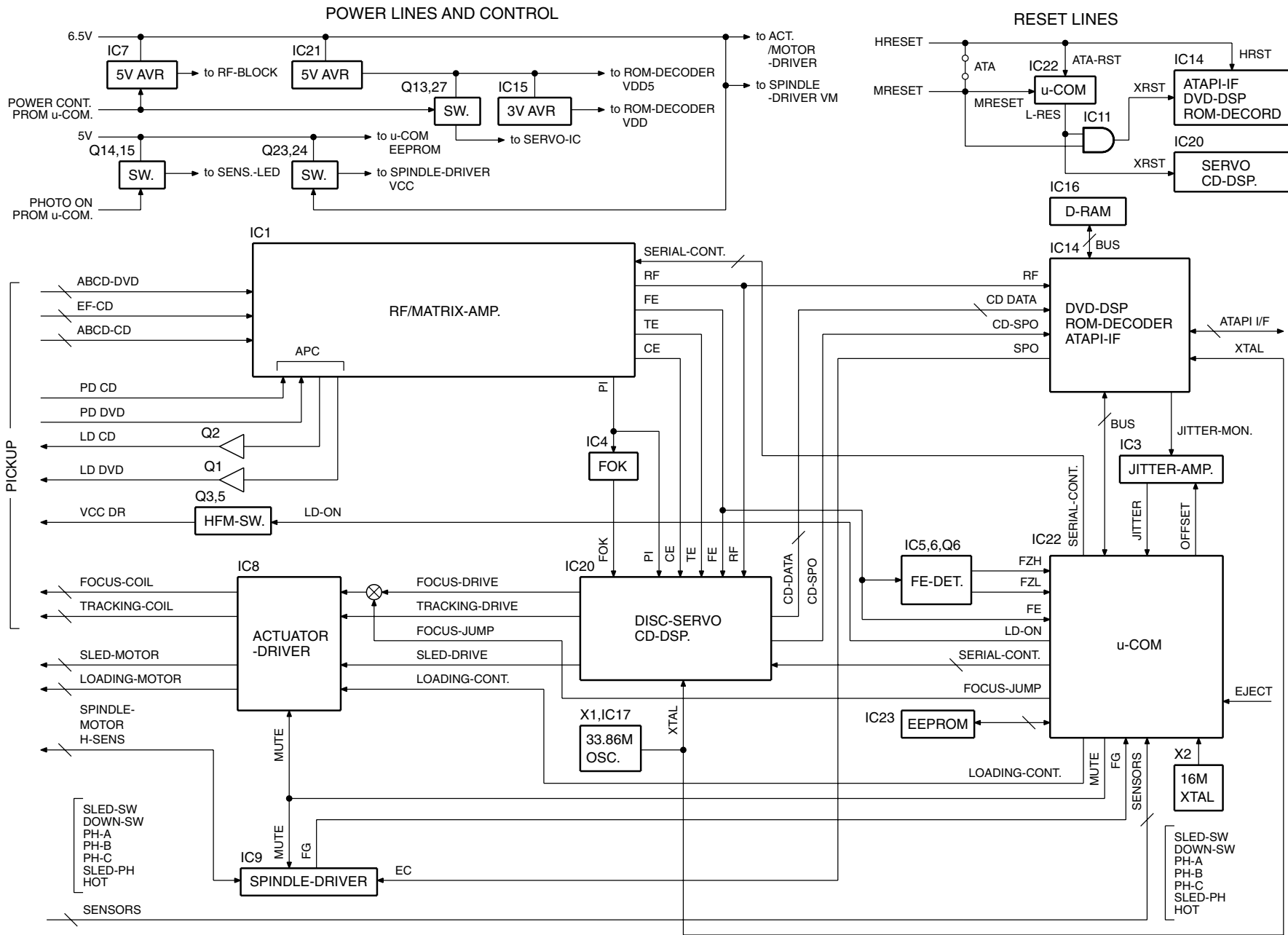


BRACKET (J19-4596-04) x2





BLOCK DIAGRAM (MECHANISM)



KNA-DV2200

COMPONENTS DESCRIPTION

MAIN UNIT

Ref.No.	Component Name	Application/Function	Operation/Condition/Compatibility
IC101	BA9743AFV	Switching regulator IC	DC/DC Converter voltage controller for 6.8V and 3.3V power lines
IC103	SCI7810YTA	AVR IC	3.3V output
IC104	BA05FP	AVR IC	5V output
IC105	TC75W56FU	Comparator	ACC & BU voltage detector
IC106	PQ07VZ012ZP	AVR IC	1.8V output
IC107	SCI7720YFA	Reset IC	When momentary power down has detected, IC outputs "Lo".
IC110	KKQ32F	Reset MI-COM	Reset controller for Main CPU and peripheral circuits
IC201	HD6417750F167I	Main CPU (SH4)	
IC202	KKQ28F	Data controller	Data selector of data bus
IC301	CXA2106R	Video DAC+NTSC encoder	
IC302	TC7SH00F	NAND	Clock buffer
IC303	KKQ22F	Graphics controller	Graphics data generator (FMU III)
IC352	UPC842G2	Op. Amp.	Audio and beep signal adder and buffer
IC353	TC7W53FU	Analogue SW	
IC357	TC7SET08F	AND	Audio mute control signal generator
IC402	SN65C1168NS	Line transceiver	RS422 transceiver
IC403	TC74VHC00FT	NAND	Data buffer
IC433	TC7SU04F	Inverter	
IC435	TC7SU04F	Inverter	
IC437	TC7SU04F	Inverter	
IC438	UPC29L03T	AVR IC	3V output
IC451	TD62604F	Variable threshold driver	Vehicle signals waveform shaping
IC452	TC7WU04FU	Inverter	Vehicle speed pulse waveform shaping
IC606	TC7SET00F	NAND	DVD interrupt signal buffer (3V→5V level converter)
IC701	PQ1R52	AVR IC	5.2V output
IC801	KKQ27F	IO PULS	Extended IO
IC802	TC7SU04F	Inverter	
IC809	TC7SU04F	Inverter	
IC810	TC7SU04F	Inverter	
IC901	MB81F121642102	SDRAM	128M
IC902	MB81F121642102	SDRAM	128M
IC903	TC7SH08F	AND	SH-CKE buffer
IC904	TC7SH00F	NAND	CSRAM buffer
IC905	KKQ31F	BOOT ROM	2M
IC906	TC55V400FT-85	SRAM	256K
IC951	TC74LCX16245AF	Bus transceiver	PCMCIA I/F (Data input/output buffer)
IC952	TC74LCX32F	OR	PCMCIA I/F (CF card detector)
IC953	TC74LCX16244AF	Bus buffer	PCMCIA I/F (Address and control signals buffer)
IC954	TC7WH125FU	Bus buffer	PCMCIA I/F (CF card CE control)
IC955	TC74LCX138F	Data decoder	PCMCIA I/F (CF card input/output control decoder)
T101	2SJ327Z	PON SW	While ACC is applied and IC110's P37 is "Hi", BU is supplied throu T101.
T102	RN1404	PON SW	While ACC is applied, T102 is turned on.

COMPONENTS DESCRIPTION

Ref.No.	Component Name	Application/Function	Operation/Condition/Compatibility
T103	RN1404	PON SW	When IC110's P37 becomes "Hi", T103 is turned on.
T104	2SD1782K	Driver	T110 driver
T105	2SD1782K	Driver	T111 driver
T106	2SB1198K	Driver	T111 driver
T107	2SA1162	BVCC3D power supply selector	T107 is turned on during BACKUP mode.
T108	2SB1301	BVCC3D power supply selector	T108 is turned on except BACKUP mode.
T109	2SB1198K	Driver	T110 driver
T110	2SJ327Z	DC/DC chopper	For 6.8V AVR
T111	2SJ327Z	DC/DC chopper	For 3.3V AVR
T401	RN2402	LMUTE driver	External LINE MUTE signal driver
T402	RN1402		When T402's base becomes "Hi", T401 is turned on.
T701	2SB1301	AVR driver	T701 is combined with IC701, and it outputs 5.2V.
T702	2SB1301	Current limiter	
T951	2SB1301	VCC3 SW	CF card power supply switch

SUB UNIT

Ref.No.	Component Name	Application/Function	Operation/Condition/Compatibility
IC507	PQ1R52	AVR IC	5.2V AVR for ASP
IC508	TC74VHCT08AF	AND	TV monitor's RX/TX signal buffer
IC510	TC7W53FU	Signal selector	Remote control signal selector of TV and external remote sensor
T501	RN1401	Audio mute SW	For RCA pinjack
T502	2SC2712	Audio signal buffer	For RCA pinjack
T503	RN1401	ASP mute SW	For ASP
T504	2SC2712	ASP signal buffer	For ASP
T505	RN1401	TV audio signal mute SW	For TV monitor
T506	2SC2712	TV audio signal buffer	For TV monitor
T507	2SA1162	SYNC signal buffer	For TV monitor
T508	RN1402	Mute SW driver	For audio signal muting

SUB-CIRCUIT UNIT (X13-9770-00)

Ref.No.	Component Name	Application/Function	Operation/Condition/Compatibility
IC1	NJM2406F	Comparator	Sled pulse waveform shaping

DVD UNIT (X37-1010-01)

Ref.No.	Component Name	Application/Function	Operation/Condition/Compatibility
IC1	SP3721A	RF signal processor IC	RF signal processor (AGC, EQ and etc.), servo signal processor (FE, TE, CE, DFCT, MIRR, APC and etc.)
IC2	NJM2125F	Op.amp.	VC (2.5V) buffer
IC3	NJU7093A	Op.amp.	Jitter signal amplifier
IC4	NJM2406F	Comparator	FOK signal generator (PI comparator)
IC5	NJM2100M	Op.amp.	Layer jump monitor (FE signal invert, LPF)
IC6	LA6393M	Comparator	Layer jump monitor (Window comparator)

COMPONENTS DESCRIPTION

Ref.No.	Component Name	Application/Function	Operation/Condition/Compatibility
IC7	L88MS05T	5V AVR IC	5V output for RF amplifier, pickup and servo circuits
IC8	LA6563	4ch BTL driver	Focusing coil, tracking coil, sled motor and lording motor driver
IC9	BD6661FV	3 phase motor driver	PWM driving
IC10	NJU7096AR	Op.amp.	Spindle servo signal amplifier (LPF, gain matching)
IC11	SN74AHC1G08D	AND	IC14 reset controler
IC12	NJM2125F	Op.amp.	VC2 (1.65V) buffer
IC13	SN74AHC1G08D	AND	IC20 clock on/off gate
IC14	CXD1867R	Data decoder IC	CD-ROM/DVD data decoder, ATAPI I/F, AV decoder I/F, DVD PLL, DVD error collection, Buffered Audio Play, Subcode data
IC15	L88M33T	AVR IC	3.3V output for IC14
IC16	IS41C16256	DRAM	EDO DRAM 4M
IC17	SN74AHC2GU04H	Inverter	Clock oscillator for IC14 and IC20, and buffer (33.86MHz)
IC19	SN74AHC1GU04D	Inverter	"HRES-" inverter
IC20	CXD3008Q	Digital signal processor IC	CD PLL, CD error corection operation, digital servo (focusing, tracking, and sled) function, automatic adjustment
IC21	L88MS05T	AVR IC	5V output for IC14, IC20 and digital circuits
IC22	HD6433062G24XI	Mechanism control MI-COM.	
IC23	BR24C04FV-W	EEPROM	Data backup memory (coefficient and others)
Q1	MCH6101	DVD APC	DVD laser power control
Q2	MCH6101	CD APC	CD laser power control
Q3	2SB1295	DVD laser high-frequency redundancy circuit SW	When Q5's base becomes "Hi", Q3 is turned on and DVD laser high-frequency redundancy circuit is working.
Q5	DTC124EUA		
Q4	3LN01M	DFT level converter	
Q6	3LP01M	Layer jump monitor	
Q7	DTC124EUA	Layer gain select SW	When a base becomes "Hi", Q7 is turned on and sets the gain to Lo.
Q8	2SB1295	Sled movement detection circuit on/off SW	When Q9's base becomes "Hi", Q8 is turned on and 5V power supply is supplied.
Q9	DTC124EUA		
Q10	2SC4081	Layer jump control SW	For Lo kicking
Q11	2SA1576A	Layer jump control SW	For Hi kicking
Q12	2SC4081		When Q12's base becomes "Hi", Q11 is turned on.
Q13	DTC124EUA	IC20 power supply SW	When Q13's base becomes "Hi", Q27 is turned on.
Q27	CPH3105		
Q14	2SB1295	Disc detection circuit SW	When Q15's base becomes "Hi", Q14 is turned on.
Q15	DTC124EUA		
Q16	3LP01M	FDCHG inverter	FDCHG logic reversal
Q17	DTC124EUA	HRES- inverter	
Q18	DTC124EUA	IC7 power supply SW	When a base becomes "Hi", Q18 is turned on and AVR is working.
Q23	DTC124EUA	IC9 VCC SW	When Q23's base becomes "Hi", Q24 is turned on and IC9 is working.
Q24	2SB1295		
Q25	3LN01M	MIRR level conversion	
Q26	UMC2N	IFSEL SW	When a base becomes "Hi", Q26 is turned on.

MICROCOMPUTER'S TERMINAL DESCRIPTION

IC110 : MAIN UNIT

Pin No.	Pin Name	I/O	Description	Processing Operation
1	P04 (TEL-CGON)	O	Power supply circuit control output	Hi : Power supply circuit ON
2	P05 (TEL-CHAG)	I	Power supply circuit ON request input	Hi : Start request
3	P06 (ACC ON)	O	ACC ON output to IO PLUS	Lo : ACC ON
4	P07 (B UP)	O	Backup condition set-up output	Lo : Backup condition
5	MODE0	-		Not used (connected to GND lines)
6	MODE1	-		Not used (connected to GND lines)
7	RST	I	RESET input (connected with RESET SW on the panel)	Lo : Reset
8	XO	O	Resonator connection terminal	
9	XI	I	Resonator connection terminal	
10	VSS	-	GND connection terminal	Connected to GND lines.
11	P37 (POWER ON)	O	P ON output	Hi : Power ON
12	P36 (WDP)	I	WDP input	Detection of pulse edge
13	P35 (ACC)	I	ACC detection input	Hi : ACC ON
14	P34 (BU)	I	Momentary power down detection	Hi : BU ON
15	P33 (CKE)	I	CKE from SH4	Lo : SDRAM self-refresh, Hi : SDRAM normal operation
16	C	-	Capacitor connection terminal	
17	P32 (IOPFLWR)	O		Not used (N.C.)
18	P31 (ST1)	I	Status input 1 from SH4	
19	P30 (ST0)	I	Status input 0 from SH4	
20	P50 (IORES)	O	IO PLUS reset output	Lo : Reset
21	AVSS	-	GND connection terminal	Connected to GND lines.
22	P40 (VCC3ON)	O	VCC3D selection terminal (Normal)	Lo : Normal operation
23	P41 (BVC3ON)	O	VCC3D selection terminal (Backup)	Lo : Backup mode
24	P42 (RMUTE)	O	Mute output at Power ON/OFF	Lo : Mute ON
25	P43 (RES3)	O	NAVI reset output (VCC3 system reset signal)	Lo : Reset
26	P00 (SH4NMI)	O	NMI output to SH4	Hi→Lo : Back up request to SH4
27	P01 (TEL-OVER)	I	Output voltage watch of power supply circuit	Lo : Output imprudence
28	P02 (6.8VDET)	I	Output voltage watch of 6.8V power line (CDHVCC)	Hi : Output voltage OK
29	P03 (3.3VDET)	I	Output voltage watch of 3.3V power line (VCC3)	Hi : Output voltage OK
30	VCC	-	Positive power supply connection terminal	Connected to Backup power supply.

IC201 : MAIN UNIT

Pin No.	Pin Name	I/O	Description	Processing Operation
1	$\overline{\text{RDY}}$	I	RDY input	
2	$\overline{\text{RESET}}$	I	Reset input	Lo : Reset
3	$\overline{\text{CS0}}$	O	Chip select 0 output	Lo : Selected (BOOT ROM)
4	$\overline{\text{CS1}}$	O	Chip select 1 output	Lo : Selected (SRAM)
5	$\overline{\text{CS4}}$	O	Chip select 4 output	Lo : Selected (IO PLUS)
6	$\overline{\text{CS5}}$	O	Chip select 5 output	Not used (N.C.)
7	$\overline{\text{CS6}}$	O	Chip select 6 output	Lo : Selected (CF Card)
8	$\overline{\text{BS}}$	O	Bus start	
9	VDDQ	-	Positive power supply connection terminal (+3.3V)	Connected to VCC3 lines.

KNA-DV2200

MICROCOMPUTER'S TERMINAL DESCRIPTION

Pin No.	Pin Name	I/O	Description	Processing Operation
10	VSSQ	-	GND connection terminal	Connected to GND lines.
11	D47	I/O	Data bus	Not used (N.C.)
12	D32	I/O	Data bus	Not used (N.C.)
13	VDD	-	Positive power supply connection terminal (+1.8V)	Connected to VCC1.8 lines.
14	VSS	-	GND connection terminal	Connected to GND lines.
15	D46	I/O	Data bus	Not used (N.C.)
16	D33	I/O	Data bus	Not used (N.C.)
17	D45	I/O	Data bus	Not used (N.C.)
18	D34	I/O	Data bus	Not used (N.C.)
19	D44	I/O	Data bus	Not used (N.C.)
20	D35	I/O	Data bus	Not used (N.C.)
21	VDDQ	-	Positive power supply connection terminal (+3.3V)	Connected to VCC3 lines.
22	VSSQ	-	GND connection terminal	Connected to GND lines.
23	D43	I/O	Data bus	Not used (N.C.)
24	D36	I/O	Data bus	Not used (N.C.)
25	D42	I/O	Data bus	Not used (N.C.)
26	D37	I/O	Data bus	Not used (N.C.)
27	D41	I/O	Data bus	Not used (N.C.)
28	D38	I/O	Data bus	Not used (N.C.)
29	D40	I/O	Data bus	Not used (N.C.)
30	D39	I/O	Data bus	Not used (N.C.)
31	VDDQ	-	Positive power supply connection terminal (+3.3V)	Connected to VCC3 lines.
32	VSSQ	-	GND connection terminal	Connected to GND lines.
33	D15	I/O	Data bus	
34	D0	I/O	Data bus	
35	D14	I/O	Data bus	
36	D1	I/O	Data bus	
37	D13	I/O	Data bus	
38	D2	I/O	Data bus	
39	VDD	-	Positive power supply connection terminal (+1.8V)	Connected to VCC1.8 lines.
40	VSS	-	GND connection terminal	Connected to GND lines.
41	D12	I/O	Data bus	
42	D3	I/O	Data bus	
43	VDDQ	-	Positive power supply connection terminal (+3.3V)	Connected to VCC3 lines.
44	VSSQ	-	GND connection terminal	Connected to GND lines.
45	D11	I/O	Data bus	
46	D4	I/O	Data bus	
47	D10	I/O	Data bus	
48	D5	I/O	Data bus	
49	D9	I/O	Data bus	
50	D6	I/O	Data bus	
51	BACK/BSREQ	O	Bus use permission output	
52	BREQ/BSACK	I	Bus release request input	
53	D8	I/O	Data bus	

MICROCOMPUTER'S TERMINAL DESCRIPTION

Pin No.	Pin Name	I/O	Description	Processing Operation
54	D7	I/O	Data bus	
55	CKE	O	Clock enable	
56	VDDQ	-	Positive power supply connection terminal (+3.3V)	Connected to VCC3 lines.
57	VSSQ	-	GND connection terminal	Connected to GND lines.
58	$\overline{WE5}/\overline{CAS5}/DQM5$	O		Not used (N.C.)
59	$\overline{WE4}/\overline{CAS4}/DQM4$	O		Not used (N.C.)
60	$\overline{WE1}/\overline{CAS1}/DQM1$	O	D15-D0 choice output	
61	$\overline{WE0}/\overline{CAS0}/DQM0$	O	D15-D0 choice output	
62	A17	O	Address bus	
63	A16	O	Address bus	
64	A15	O	Address bus	
65	VDD	-	Positive power supply connection terminal (+1.8V)	Connected to VCC1.8 lines.
66	VSS	-	GND connection terminal	Connected to GND lines.
67	A14	O	Address bus	
68	A13	O	Address bus	
69	VDDQ	-	Positive power supply connection terminal (+3.3V)	Connected to VCC3 lines.
70	VSSQ	-	GND connection terminal	Connected to GND lines.
71	A12	O	Address bus	
72	A11	O	Address bus	
73	A10	O	Address bus	
74	A9	O	Address bus	
75	A8	O	Address bus	
76	A7	O	Address bus	
77	CKIO	O	Clock output	
78	VDDQ	-	Positive power supply connection terminal (+3.3V)	Connected to VCC3 lines.
79	VSSQ	-	GND connection terminal	Connected to GND lines.
80	A6	O	Address bus	
81	A5	O	Address bus	
82	A4	O	Address bus	
83	A3	O	Address bus	
84	A2	O	Address bus	
85	DRAK1	O		Not used (N.C.)
86	DRAK0	O		Not used (N.C.)
87	VDDQ	-	Positive power supply connection terminal (+3.3V)	Connected to VCC3 lines.
88	VSSQ	-	GND connection terminal	Connected to GND lines.
89	$\overline{CS3}$	O	Chip select 3 output	Lo : Selected (SDRAM)
90	$\overline{CS2}$	O	Chip select 2 output	Not used (N.C.)
91	VDD	-	Positive power supply connection terminal (+1.8V)	Connected to VCC1.8 lines.
92	VSS	-	GND connection terminal	Connected to GND lines.
93	\overline{RAS}	O	SDRAM RAS control output	
94	$\overline{RD}/\overline{CASS}/\overline{FRAME}$	O	SDRAM CAS control output	
95	$\overline{RD}/\overline{WR}$	O	Read/Write control output	
96	$\overline{WE2}/\overline{CAS2}/DQM2/\overline{CIORD}$	O	D31-D16 choice output	
97	$\overline{WE3}/\overline{CAS3}/DQM3/\overline{CIOWR}$	O	D31-D16 choice output	

KNA-DV2200

MICROCOMPUTER'S TERMINAL DESCRIPTION

Pin No.	Pin Name	I/O	Description	Processing Operation
98	$\overline{WE6}/\overline{CAS6}/DQM6$	O		Not used (N.C.)
99	VDDQ	-	Positive power supply connection terminal (+3.3V)	Connected to VCC3 lines.
100	VSSQ	-	GND connection terminal	Connected to GND lines.
101	$\overline{WE7}/\overline{CAS7}/DQM7/\overline{REG}$	O		Not used (N.C.)
102	D23	I/O	Data bus	
103	D24	I/O	Data bus	
104	D22	I/O	Data bus	
105	RXD	I		Not used (N.C.)
106	$\overline{DREQ0}$	I		Not used (pull up to VCC3 lines)
107	$\overline{DREQ1}$	I		Not used (pull up to VCC3 lines)
108	D25	I/O	Data bus	
109	D21	I/O	Data bus	
110	D26	I/O	Data bus	
111	D20	I/O	Data bus	
112	D27	I/O	Data bus	
113	VDDQ	-	Positive power supply connection terminal (+3.3V)	Connected to VCC3 lines.
114	VSSQ	-	GND connection terminal	Connected to GND lines.
115	D19	I/O	Data bus	
116	D28	I/O	Data bus	
117	VDD	-	Positive power supply connection terminal (+1.8V)	Connected to VCC1.8 lines.
118	VSS	-	GND connection terminal	Connected to GND lines.
119	D18	I/O	Data bus	
120	D29	I/O	Data bus	
121	D17	I/O	Data bus	
122	D30	I/O	Data bus	
123	D16	I/O	Data bus	
124	D31	I/O	Data bus	
125	VDDQ	-	Positive power supply connection terminal (+3.3V)	Connected to VCC3 lines.
126	VSSQ	-	GND connection terminal	Connected to GND lines.
127	D55	I/O	Data bus	Not used (N.C.)
128	D56	I/O	Data bus	Not used (N.C.)
129	D54	I/O	Data bus	Not used (N.C.)
130	D57	I/O	Data bus	Not used (N.C.)
131	D53	I/O	Data bus	Not used (N.C.)
132	D58	I/O	Data bus	Not used (N.C.)
133	D52	I/O	Data bus	Not used (N.C.)
134	D59	I/O	Data bus	Not used (N.C.)
135	VDDQ	-	Positive power supply connection terminal (+3.3V)	Connected to VCC3 lines.
136	VSSQ	-	GND connection terminal	Connected to GND lines.
137	D51	I/O	Data bus	Not used (N.C.)
138	D60	I/O	Data bus	Not used (N.C.)
139	D50	I/O	Data bus	Not used (N.C.)
140	D61	I/O	Data bus	Not used (N.C.)
141	D49	I/O	Data bus	Not used (N.C.)

MICROCOMPUTER'S TERMINAL DESCRIPTION

Pin No.	Pin Name	I/O	Description	Processing Operation
142	D62	I/O	Data bus	Not used (N.C.)
143	VDD	-	Positive power supply connection terminal (+1.8V)	Connected to VCC1.8 lines.
144	VSS	-	GND connection terminal	Connected to GND lines.
145	D48	I/O	Data bus	Not used (N.C.)
146	D63	I/O	Data bus	Not used (N.C.)
147	VDDQ	-	Positive power supply connection terminal (+3.3V)	Connected to VCC3 lines.
148	VSSQ	-	GND connection terminal	Connected to GND lines.
149	MD0/SCK	I/O	Clock movement matter mode selection terminal	Pull up to VCC3 Lines.
150	MD1/TXD2	I/O	Clock movement matter mode selection terminal/Communication output to TV monitor	Pull up to VCC3 Lines/Communication output to TV monitor
151	MD2/RXD2	I	Clock movement matter mode selection terminal/Communication input from TV monitor	Pull up to VCC3 Lines/Communication input from TV monitor
152	$\overline{\text{IRL0}}$	I	Interrupt input 0	
153	$\overline{\text{IRL1}}$	I	Interrupt input 1	
154	$\overline{\text{IRL2}}$	I	Interrupt input 2	
155	$\overline{\text{IRL3}}$	I	Interrupt input 3	
156	NMI	I	NMI interrupt input	
157	XTAL2	O		Not used (N.C.)
158	EXTAL2	I		Not used (connected to VCC3 lines)
159	VSS · RTC	-	GND connection terminal	Connected to GND lines.
160	VDD · RTC (3.3V)	-	Positive power supply connection terminal (+3.3V)	Connected to VCC3 lines.
161	RESERVED	I		Not used (connected to VCC3 lines)
162	VSS	-	GND connection terminal	Connected to GND lines.
163	VDDQ	-	Positive power supply connection terminal (+3.3V)	Connected to VCC3 lines.
164	CTS2	I/O		Not used (pull up to VCC3 lines)
165	TCLK	I/O		Not used (pull up to VCC3 lines)
166	MD8/RST2	I/O	Crystal resonator settlement terminal	Pull up to VCC3 lines.
167	MD7/TXD	I/O	Master mode settlement terminal	Pull up to VCC3 lines.
168	SCK2/MRESET	I		Not used (pull up to VCC3 lines)
169	VDD	-	Positive power supply connection terminal (+1.8V)	Connected to VCC1.8 lines.
170	VSS	-	GND connection terminal	Connected to GND lines.
171	A18	O	Address bus	
172	A19	O	Address bus	
173	A20	O	Address bus	
174	A21	O	Address bus	
175	A22	O	Address bus	
176	A23	O	Address bus	
177	VDDQ	-	Positive power supply connection terminal (+3.3V)	Connected to VCC3 lines.
178	VSSQ	-	GND connection terminal	Connected to GND lines.
179	A24	O	Address bus	
180	A25	O	Address bus	
181	MD3/CE2A	I/O	Area 0 bus width settlement terminal	Pull down to GND lines.
182	MD4/CE2B	I/O	Area 0 bus width settlement terminal	Pull up to VCC3 lines.
183	MD5/RAS2	I/O		Pull down to GND lines.

KNA-DV2200

MICROCOMPUTER'S TERMINAL DESCRIPTION

Pin No.	Pin Name	I/O	Description	Processing Operation
184	DACK0	O		Not used (N.C.)
185	DACK1	O		Not used (N.C.)
186	A0	O	Address bus	Not used (N.C.)
187	VDDQ	-	Positive power supply connection terminal (+3.3V)	Connected to VCC3 lines.
188	VSSQ	-	GND connection terminal	Connected to GND lines.
189	A1	O	Address bus	
190	STATUS0	O	CPU status output 0	
191	STATUS1	O	CPU status output 1	
192	MD6/IOIS16	I	Area 0 bus normal settlement terminal	Pull up to VCC3 lines.
193	ASEBRK/BRKACK	I/O	Emulator special terminal (UDI)	Connected to the test pin (CN150).
194	TDO	O	Data output terminal (UDI)	Connected to the test pin (CN150).
195	VDD	-	Positive power supply connection terminal (+3.3V)	Connected to VCC3 lines.
196	VSS	-	GND connection terminal	Connected to GND lines.
197	TMS	I	Mode selection input terminal (UDI)	Connected to the test pin (CN150).
198	TCK	I	Serial clock input terminal (UDI)	Connected to the test pin (CN150).
199	TDI	I	Data input terminal (UDI)	Connected to the test pin (CN150).
200	TRST	I	Reset input terminal (UDI)	Connected to the test pin (CN150).
201	VDD-PLL2	-	PLL2 positive power supply connection terminal	Connected up to VCC3 lines.
202	VSS-PLL2	-	GND connection terminal	Connected to GND lines.
203	VDD-PLL1	-	PLL1 positive power supply connection terminal	Connected up to VCC3 lines.
204	VSS-PLL1	-	GND connection terminal	Connected to GND lines.
205	VDD-CPG	-	PG positive power supply connection terminal	Connected up to VCC3 lines.
206	VSS-CPG	-	GND connection terminal	Connected to GND lines.
207	XTAL	I	Crystal resonator connection terminal	Frequency : 19.8MHz
208	EXTAL	O	Crystal resonator connection terminal	

IC22 : DVD UNIT (X37-1010-01)

Pin No.	Pin Name	I/O	Description	Processing Operation
1	VCC	-	Positive power supply connection terminal	Connected up to 5V lines.
2	DATA	O	Serial data output to CXD3008Q	
3	XLAT	O	Serial data latch output to CXD3008Q	
4	CE	O	Chip selection output to CXD1867R	Lo : Selected
5	SCLK	O	SENS data clock output to CXD3008Q	
6	F REQ	O	Local I/F RDY output	
7	E2 CLK	I/O	EEPROM clock output	
8	E2 DATA	I/O	EEPROM data input/output	
9	PON	O	RF5V,D5V ON/OFF control	Hi : ON, Lo : OFF
10	FWE	I	Flash memory writing input	Not used (pull down to GND lines)
11	VSS	-	GND connection terminal	Connected to GND lines.
12	F DATA	O	Local I/F data transmission output	
13	GAIN	O	Pickup gain selection output	Hi : Gain set-up Lo
14	B DATA	I	Local I/F data reception input	
15	RXD1	I		Not used (pull up to 5V lines)
16	B CLK	I	Local I/F clock input	

MICROCOMPUTER'S TERMINAL DESCRIPTION

Pin No.	Pin Name	I/O	Description	Processing Operation
17	B REQ	I	Local I/F interrupt input	Hi→Lo : Interrupt request
18	LDON	O	High-frequency redundancy control output	Hi : Redundancy ON, Lo : Redundancy OFF
19	HOLD	O	Focus servo forced defect output	Hi : Hold
20	LOAD	O	Load motor control output	Hi : ON, Lo : OFF
21	UNLOAD	O	Eject motor control output	Hi : ON, Lo : OFF
22	VSS	-	GND connection terminal	Connected to GND lines.
23	SDEN	O	SP3721A chip enable output	Hi : Enable
24	SCLK	O	SP3721A serial clock output	
25	SDATA	I/O	SP3721A serial data input/output	
26	PH ON	O	Photo sensor power supply ON/OFF output	Hi : ON, Lo : OFF
27	D8	I/O	Data bus	
28	D9	I/O	Data bus	
29	D10	I/O	Data bus	
30	D11	I/O	Data bus	
31	D12	I/O	Data bus	
32	D13	I/O	Data bus	
33	D14	I/O	Data bus	
34	D15	I/O	Data bus	
35	VCC	-	Positive power supply connection terminal	Connected up to 5V lines.
36	A0	O	Address bus	
37	A1	O	Address bus	
38	A2	O	Address bus	
39	A3	O	Address bus	
40	A4	O	Address bus	
41	A5	O	Address bus	
42	A6	O	Address bus	
43	A7	O	Address bus	
44	VSS	-	GND connection terminal	Connected to GND lines.
45	A8	I	Address bus	Not used (built-in pull up to VCC)
46	SENS	I	CXD3008Q SENS data input	
47	FOK	I	FOK input	Hi : Focus OK
48	SLIM SW	I	Pickup most inner position detection input	Lo : Pickup most inner position
49	DOWN SW	I	Mechanism loading completion detection input	Lo : Loading completed
50	EJECT	I	Forced eject request input	Lo : Eject
51	PONREQ	I		Not used (built-in pull up to VCC)
52	NC	I		Not used (built-in pull up to VCC)
53	IFSEL	I	CXD1867R interface selection input	Hi : AV, Lo : ATAPI
54	MNT2	I	CXD1867R monitor input (SCSY)	
55	E2 SEL	I	EEPROM mode selection input	Not used (Lo : Writing mode)
56	TEST (TYPE)	I	Mechanism type selection input	Hi : 12cm, Lo : 12/8cm
57	VSS	-	GND connection terminal	Connected to GND lines.
58	AMUTE	O	Audio mute request output	Hi : Mute request
59	DEEMPH	I	De-emphasis input	Hi : De-emphasis ON
60	PD	O	DAC power ON/OFF selection input	Not used (Hi : ON, Lo : OFF)

KNA-DV2200

MICROCOMPUTER'S TERMINAL DESCRIPTION

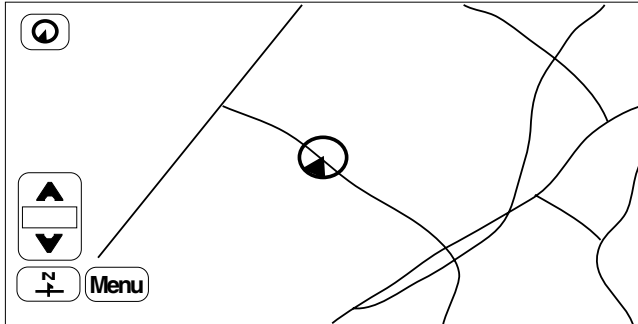
Pin No.	Pin Name	I/O	Description	Processing Operation
61	∅	I		Not used (pull down to GND lines)
62	STBY	I	Standby input	Not used (connected to 5V lines)
63	RES	I	RESET input	Lo : Reset
64	NC	I		Not used (connected to 5V lines)
65	VSS	-	GND connection terminal	Connected to GND lines.
66	EXTAL	-	Clock input	
67	XTAL	-	Clock output (16MHz)	
68	VCC	-	Positive power supply connection terminal	Connected up to 5V lines.
69	AS	O	Address strobe output	Not used (pull down to GND lines)
70	RD	O	Read output	
71	HWR	O	Write (High)	
72	LWR	O	Write (Low)	Not used (pull down to GND lines)
73	MD0	I	Operation mode set-up terminal 0 (Mode 5)	Connected up to 5V lines.
74	MD1	I	Operation mode set-up terminal 1	Connected to GND lines.
75	MD2	I	Operation mode set-up terminal 2	Pull up to 5V lines.
76	AVCC	-	A/D converter positive power supply connection terminal	Connected up to 5V lines.
77	VREF	-	A/D converter reference voltage connection terminal	Connected up to 5V lines.
78	PHOTO A	I	Disc insert/eject sensor input A	Hi : DISC detected
79	PHOTO B	I	Disc insert/eject sensor input B	Hi : DISC detected
80	HOT	I	High temperature detection	
81	FE	I	Focus error input	
82	JITTER	I	RF jitters value input	
83	PHOTO C	I	Disc insert/eject sensor input C	Hi : DISC detected
84	OFFSET ADJ	O	Op. amplifier offset adjust output	
85	PI	I	PI input	
86	AVSS	-	A/D converter GND connection terminal	Connected to GND lines.
87	M STBY	O	MI-COM. standby interrupt output	Hi→Lo : Interrupt request
88	XINT	I	CXD1867R decoder interrupt input	Lo : Interrupt request
89	FZC H	I	FZC detection interrupt input at layer jump H	Hi→Lo : Interrupt request
90	FZC L	I	FZC detection interrupt input at layer jump L	Hi→Lo : Interrupt request
91	ATA RST	I	ATAPI RESET input	Lo : Reset
92	VSS	-	GND connection terminal	Connected to GND lines.
93	SLED	I	Pickup position detection pulse input	
94	FCS UP	O	Focus jump UP output	Hi : Jump
95	FCS DOWN	O	Focus jump DOWN output	Hi : Jump
96	FG	I	FG pulse input	
97	DRV MUTE	O	Driver mute output	Lo : Mute
98	CLOCK	O	CXD3008Q serial data clock output	
99	SP STOP	O	Spindle motor control output	Hi : Brake
100	L RES	O	Micro processor peripheral LSI reset output	Lo : Reset

TEST MODE

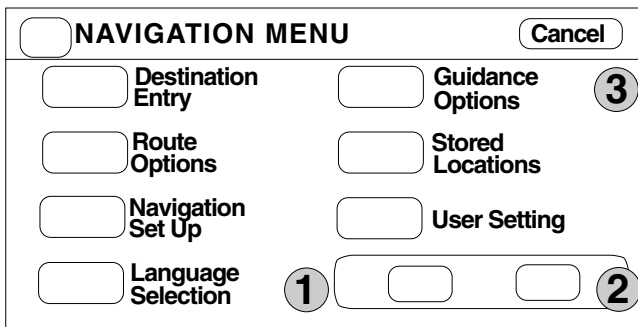
Preparation: Connect the DVD Navigation to the TV monitor of the KENWOOD touch panel.

1. How to enter the test mode

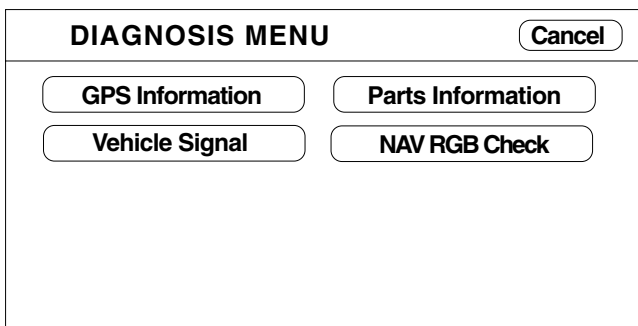
- (1) Touch upon the "Menu" on the TV monitor and switch to the Navigation Menu screen.



- (2) Touch the Area 1 through Area 3 on the Navigation Menu screen in the following order: 1→2→1→2→3.



- (3) Switching the screen display on the Diagnosis Menu.



2. Ending the test mode

Reset the system by pressing the reset button on the front panel.

3. Items on the test mode

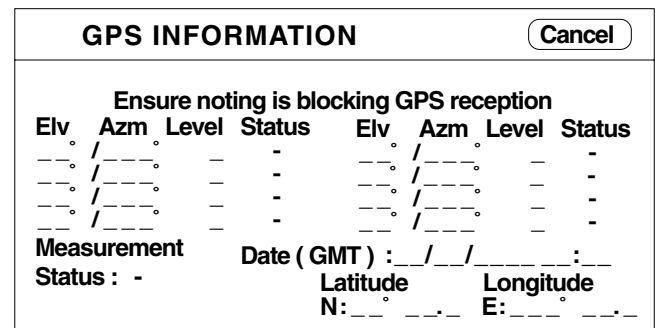
By doing the following, various information can be obtained from the Diagnosis Menu.

3-1. GPS Information

The GPS reception status can be confirmed by touching on the "GPS Information".

When confirming on the GPS reception status, put up the GPS antenna at a location where nothing blocks GPS reception.

If the almanac data is lost due to conducting repair work and the like, the data can be rewritten by receiving GPS information with the GPS antenna, while the vehicle is stationary for about 20 minutes.



- (1) Elv./Azm: Displays current position of GPS in elevation and azimuthally projected direction.
- (2) Level: The reception level from each satellite is displayed in values (C/N).
- (3) Status: Displays whether receiving or in use. When in use, it is used for measurements.
- (4) Measurement Status: Displays --/NG/2D/3D.
- (5) Date: Displays current time and date.
- (6) Position: Displays longitude and latitude of the current position.

TEST MODE

3-2. Vehicle Signal

By touching the "Vehicle Signal", the vehicle and gyro signals can be confirmed.

VEHICLE SIGNAL		Cancel
ACC : On	PKB : On	
REV : Off	ILL : Off	
SPD	Pulses	
	MPH	
	km/h	
Gyro	Voltage	: ----- mV
	Relative bearing	: ----- degrees

• Vehicle Section

- (1) ACC: On/Off.
- (2) PKB: Turned on when the parking brake is put on.
- (3) REV: Turned on when the gear is in Reverse.
- (4) ILL: Turned on when the small lamp is turned on.
- (5) Number of SPD pulses: Indicated the number of vehicle speed pulses.
Speed: Speed is indicated in two ways.

• Gyro Section

The following values in (1) and (2) below are changed when the ECU is rotated.

- (1) Voltage: Displays the current gyro voltage.
- (2) Relative direction: Displays the current relative direction.

3-3. Parts Information

By touching the "Parts Information", current NAVI and Disc information can be confirmed.

PARTS INFORMATION		Cancel
Nav Information		
KENWOOD		
NAV SOFT	:	-----
LOADING SOFT	:	-----
Disc Information		
FORMAT VERSION KIWI		__-__-__
DATA VERSION		__-_____

• NAVI Information

Current navigation software and ROM used can be confirmed.

• Disc Information

Current format and data versions can be confirmed.

3-4. NAVI RGB Check

By touching the "NAVI RGB Check", RGB condition of monitor can be confirmed.

NAVI RGB CHECK		Cancel		
Need to confirm if the set color matches the display color				
Black	Red	Green	Blue	White

Whether set color matches the display color or not can be confirmed.

3-5. Cancellation

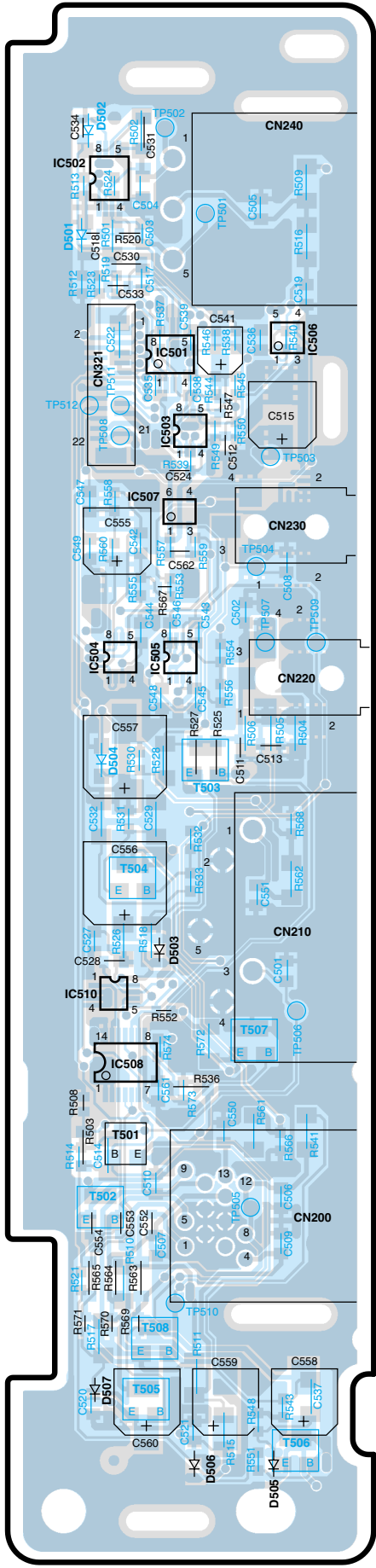
By touching "Cancel", the monitor screen goes back to the previous screen.

4. Caution

In the test mode of this equipment, there is no item for SRAM clear (initialization of SRAM).

PC BOARD (COMPONENT SIDE VIEW)

SUB UNIT (A/2)

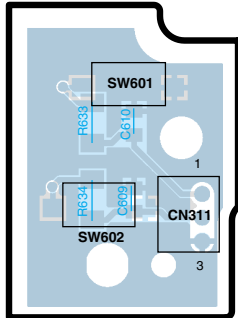


SUB UNIT

IC	T	Address
507		3B
508		5B
510		5B
	501	6B
	502	6B
	503	4B
	504	5B
	505	7B
	506	7B
	507	5B
	508	6B

Refer to the schematic diagram for the values of resistors and capacitors.

SUB UNIT (B/2)



1
2
3
4
5
6
7

PC BOARD (FOIL SIDE VIEW)

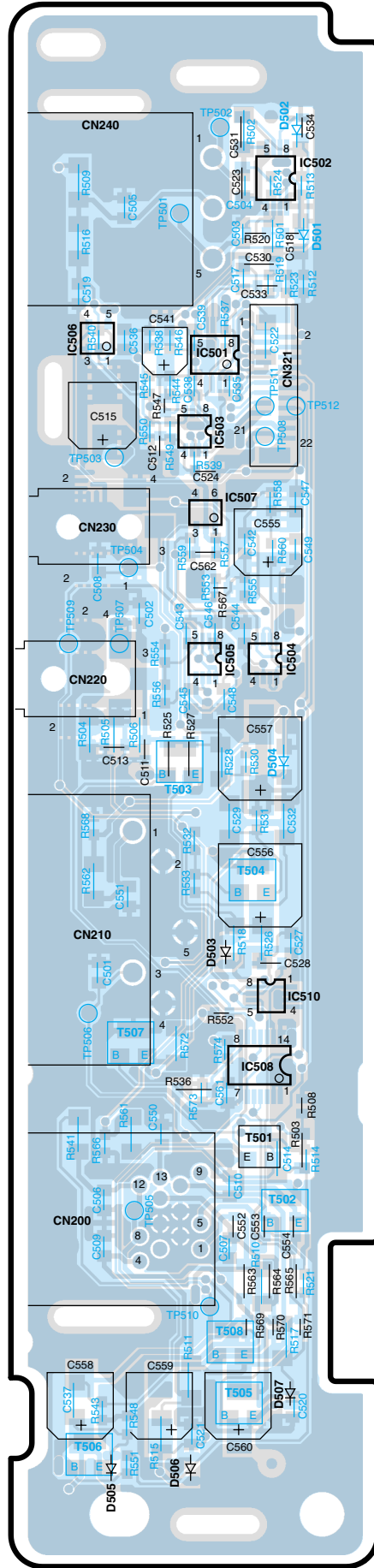
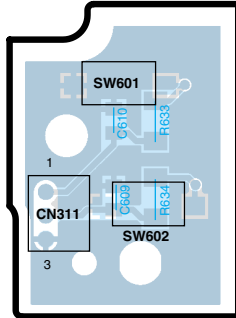
SUB UNIT (A/2)

SUB UNIT

IC	T	Address
507		3I
508		5I
510		5I
	501	6I
	502	6I
	503	4I
	504	5I
	505	7I
	506	7I
	507	5I
	508	6I

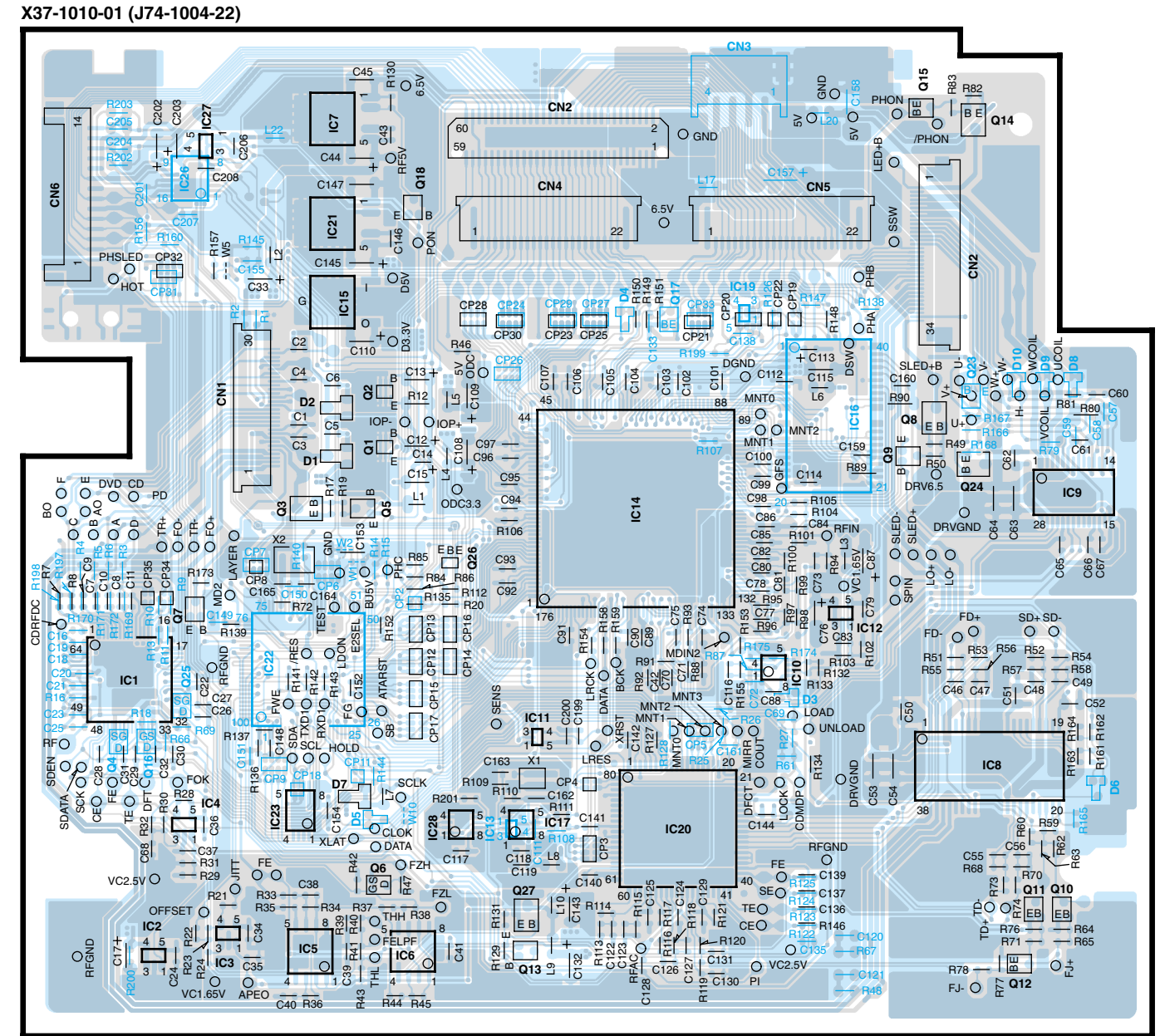
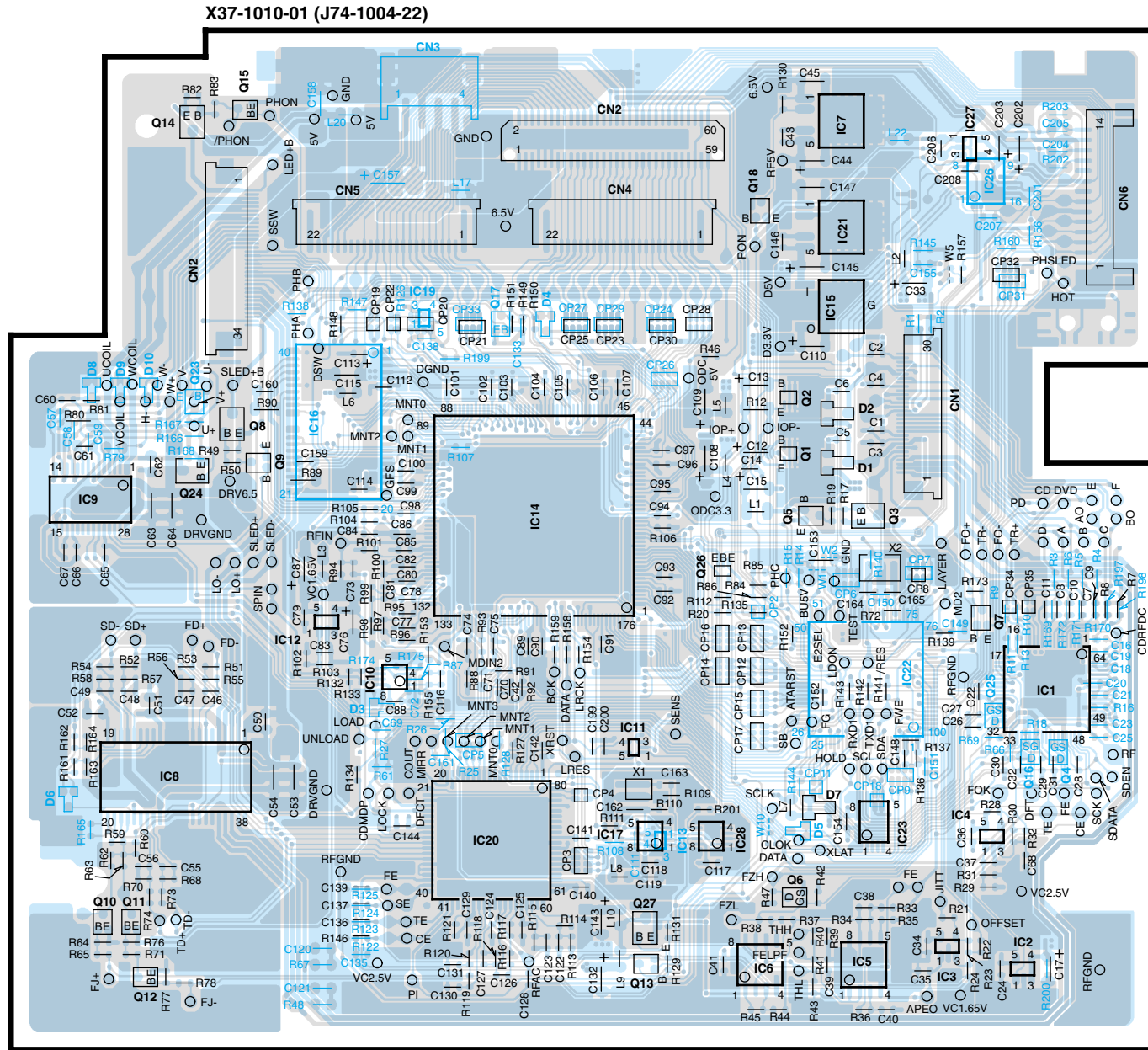
Refer to the schematic diagram for the values of resistors and capacitors.

SUB UNIT (B/2)



PC BOARD (COMPONENT SIDE VIEW)

(FOIL SIDE VIEW)



X37-1010-01

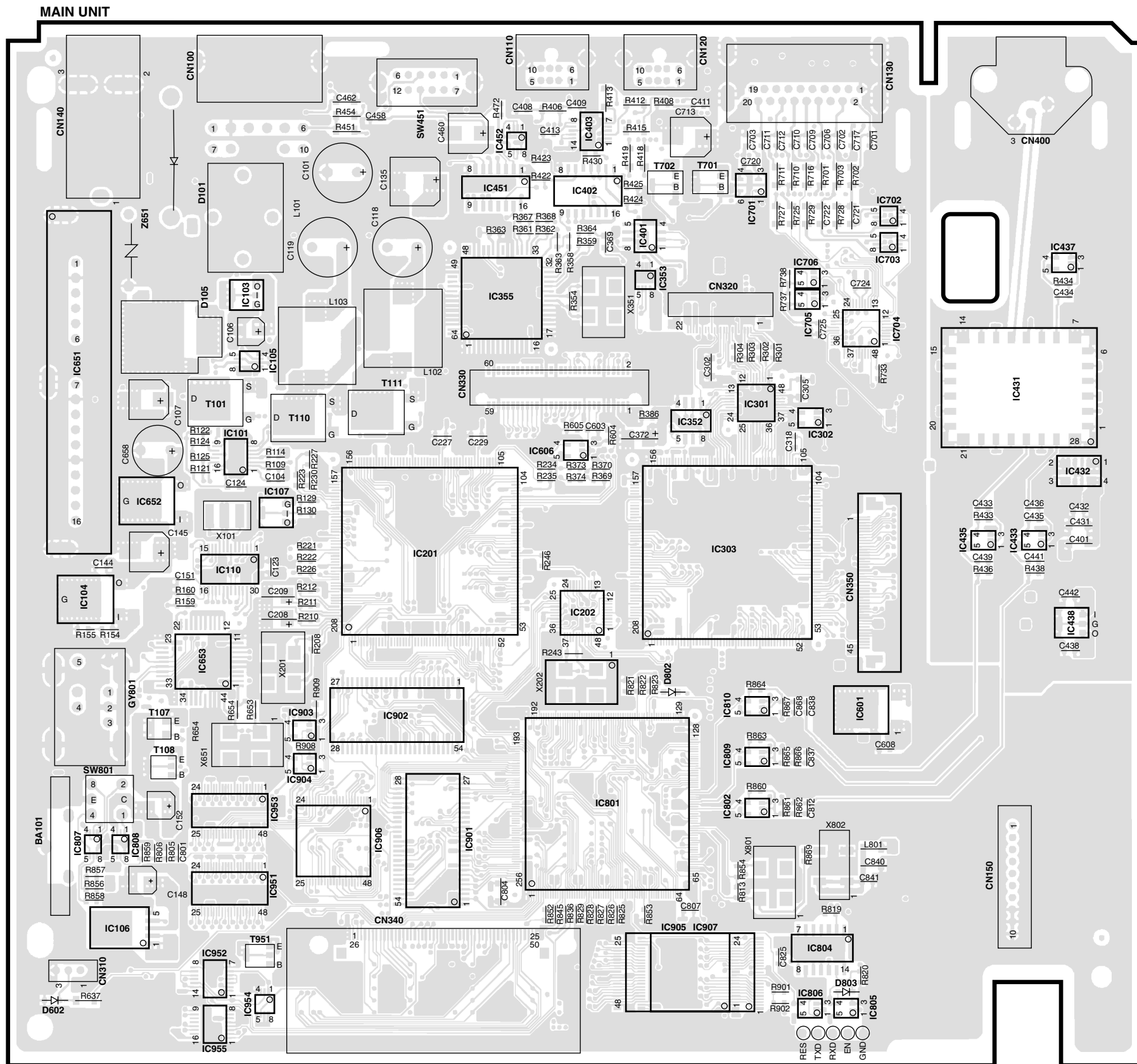
X37-1010-01

IC	Q	Address	IC	Q	Address	IC	Q	Address	IC	Q	Address	IC	Q	Address
1		4O	11		4M	22		4N	9		3L	23		3K
2		5O	12		4L	23		5N	10		5K	24		3K
3		5O	13		5M	1		3N	11		5K	25		4O
4		5O	14		4M	2		3N	12		5K	26		4N
5		5N	15		3N	3		4N	13		5M	27		5M
6		5N	16		3L	4		5O	14		2K			
7		2N	17		5M	5		4N	15		2L			
8		5K	19		3L	6		5N	16		5O			
9		3K	20		5M	7		4O	17		3M			
10		4L	21		2N	8		3L	18		2N			

IC	Q	Address	IC	Q	Address	IC	Q	Address	IC	Q	Address	IC	Q	Address
1		4P	11		4R	22		4Q	9		3S	23		3T
2		5P	12		4S	23		5Q	10		5T	24		3T
3		5P	13		5R	1		3Q	11		5T	25		4P
4		5P	14		4R	2		3Q	12		5T	26		4Q
5		5Q	15		3Q	3		4Q	13		5R	27		5R
6		5Q	16		3S	4		5P	14		2T			
7		2Q	17		5R	5		4Q	15		2S			
8		5T	19		3S	6		5Q	16		5P			
9		3T	20		5R	7		4P	17		3R			
10		4S	21		2Q	8		3S	18		2Q			

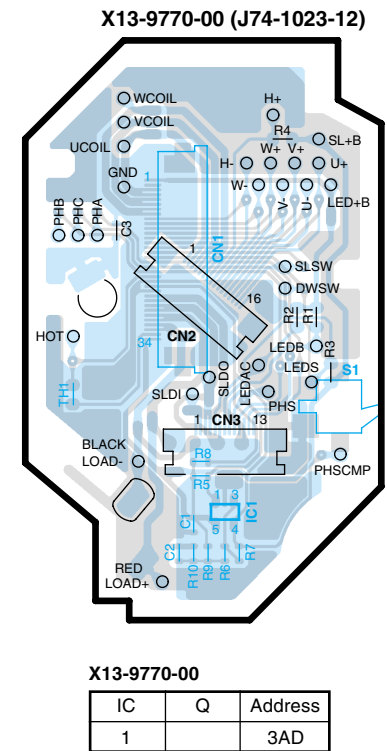
Refer to the schematic diagram for the values of resistors and capacitors.

PC BOARD (COMPONENT SIDE VIEW)



MAIN UNIT

IC	T	Address
101		4V
103		3V
104		4U
105		3V
106		6V
107		4V
110		4V
201		4W
202		4X
301		3Y
302		3Y
303		4Y
352		3Y
353		3Y
402		2X
403		2X
433		4Z
435		4Z
437		3AA
438		4AA
451		2X
452		2X
606		4X
701		2Y
801		5X
802		5Y
809		5Y
810		5Y
901		6W
902		5W
903		5W
904		5W
905		6Y
906		6W
951		6V
952		6V
953		5V
954		6V
955		7V
	101	3V
	107	5V
	108	5V
	110	3W
	111	3W
	701	2Y
	702	2Y
	951	6V



Refer to the schematic diagram for the values of resistors and capacitors.

PC BOARD (FOIL SIDE VIEW)

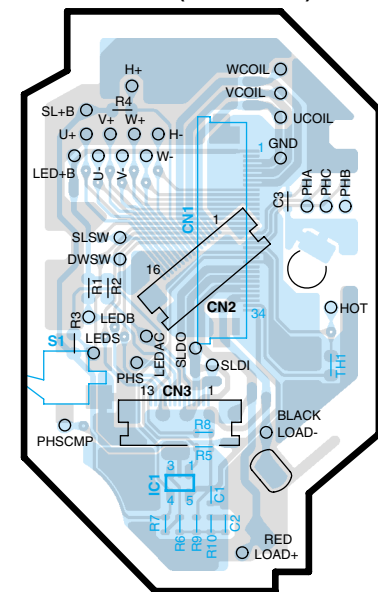
MAIN UNIT



MAIN UNIT

IC	T	Address
357		3AG
	102	3AJ
	103	3AJ
	104	3AI
	105	3AI
	106	3AI
	109	3AJ
	401	2AK
	402	2AK

X13-9770-00 (J74-1023-12)



X13-9770-00

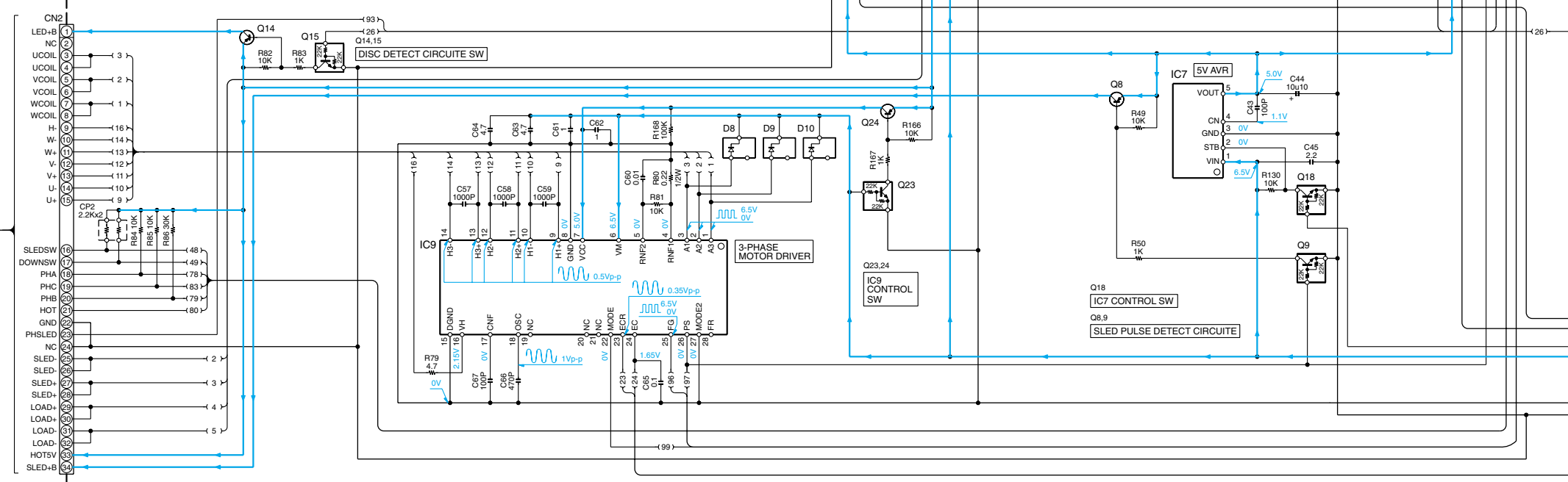
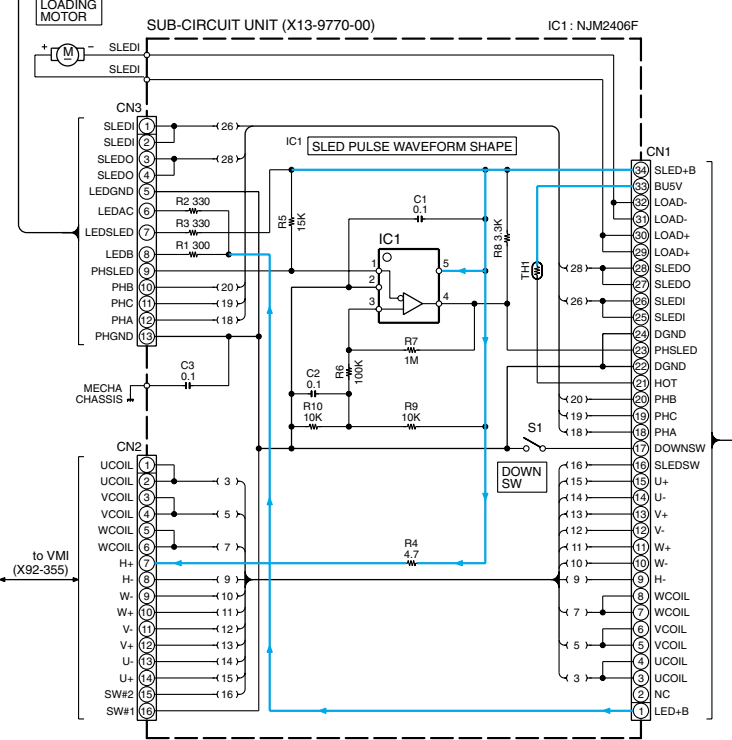
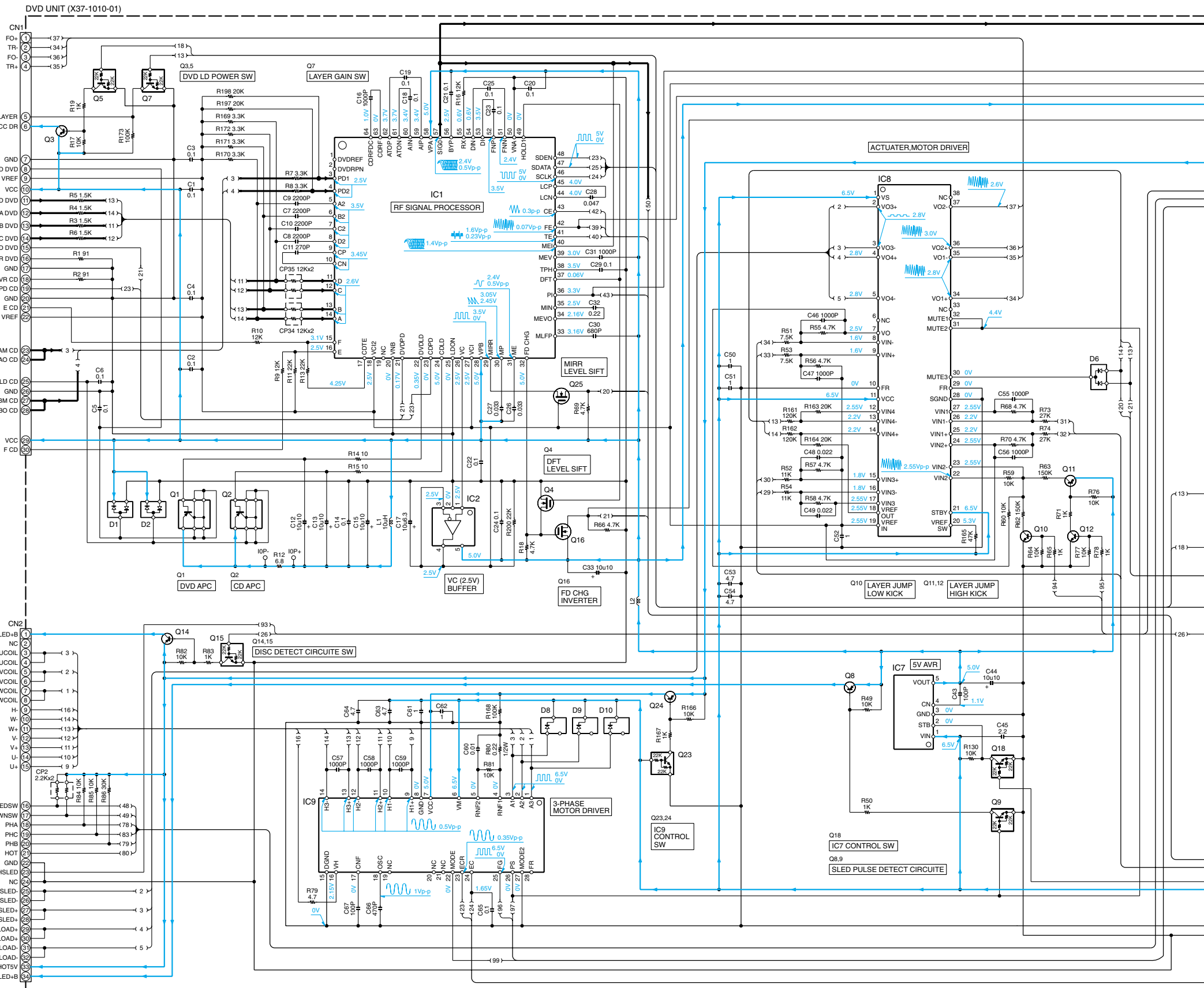
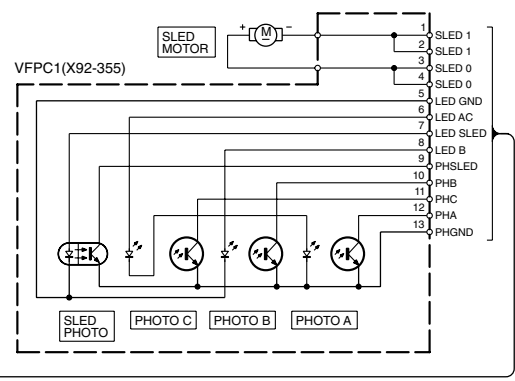
IC	Q	Address
1		3AM

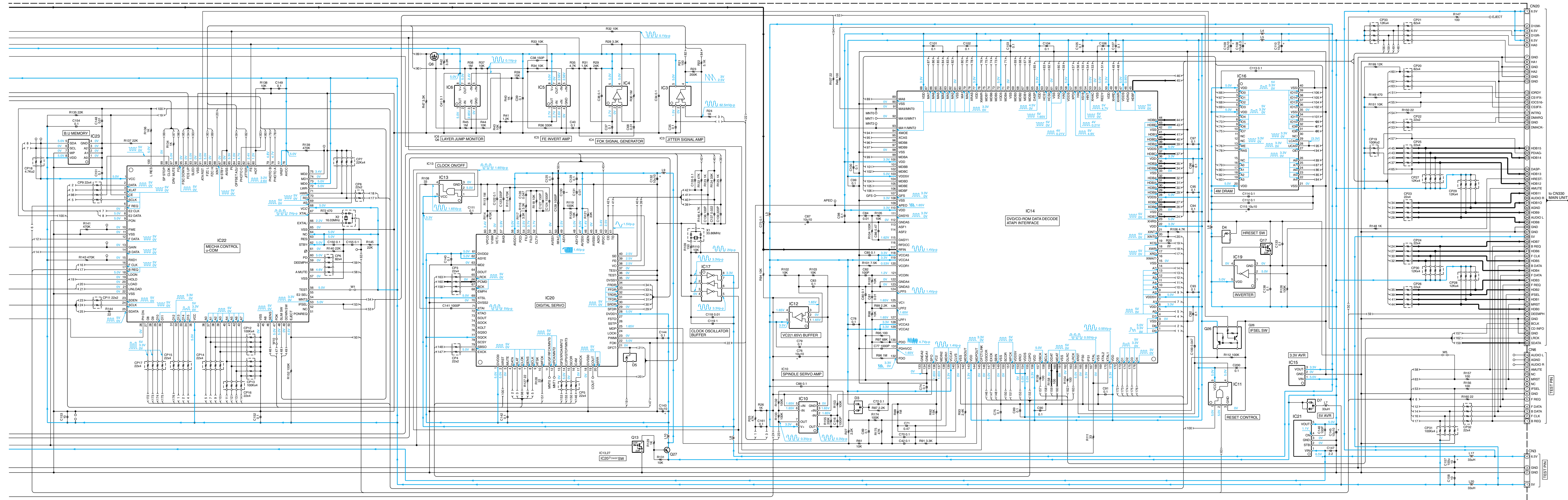
Refer to the schematic diagram for the values of resistors and capacitors.

DVD UNIT (X37-1010-01)

IC1	: SP3721A	Q1,2	: MCH6101
IC2,12	: NJM2125F	Q3,8,14,24	: 2SB1295
IC3	: NJU7093A	Q4,25	: 3LN01M
IC4	: NJM2406F	Q5,7,9,13,15,17,18,23	
IC5	: NJM2100M		: DTC124EUA
IC6	: LA6939M	Q6,16	: 3LP01M
IC7,21	: L88MS05T	Q10,12	: 2SC4081
IC8	: LA6553	Q11	: 2SA1576A
IC9	: BD6661FV	Q26	: UMC2N
IC10	: NJU7096AR	Q27	: CPH3105
IC11,13	: SN74AHC1G08D		
IC14	: CXD1867R	D1,2,7	: DAN217
IC15	: L8M33T	D3,6	: DAN202U
IC16	: IS41C16256	D4,5	: DA114
IC17	: SN74AHC2GU04H	D8-10	: SB02-03Q
IC19	: SN74AHC1GU04D		
IC20	: CXD3008Q		
IC22	: HD6433062G24X1		
IC23	: BR24C04FV-W		

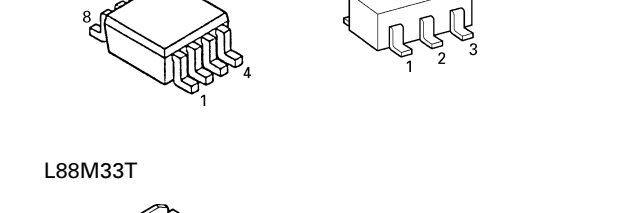
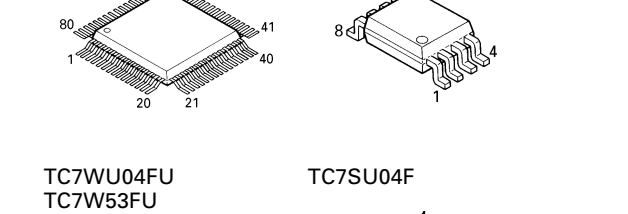
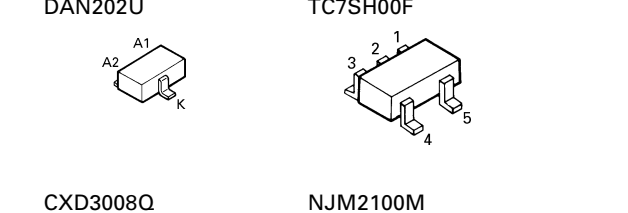
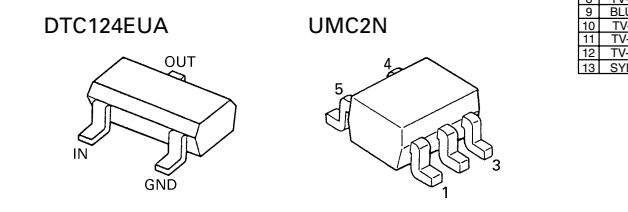
— SIGNAL LINE
 — GND LINE
 — +B LINE





CAUTION: For continued safety, replace safety critical components only with manufacturer's recommended parts (refer to parts list).
 ⚠ Indicates safety critical components. To reduce the risk of electric shock, leakage-current or resistance measurements shall be carried out (exposed parts are acceptably insulated from the supply circuit) before the appliance is returned to the customer.
 • DC voltages are as measured with a high impedance voltmeter. Values may vary slightly due to variations between individual instruments or/and units.

Component list for SUB UNIT (A/2): RN1401, RN1402, RN1404, RN2402, 2SA1162, 2SA1576A, 2SB1295, 2SC2712, 2SC4081

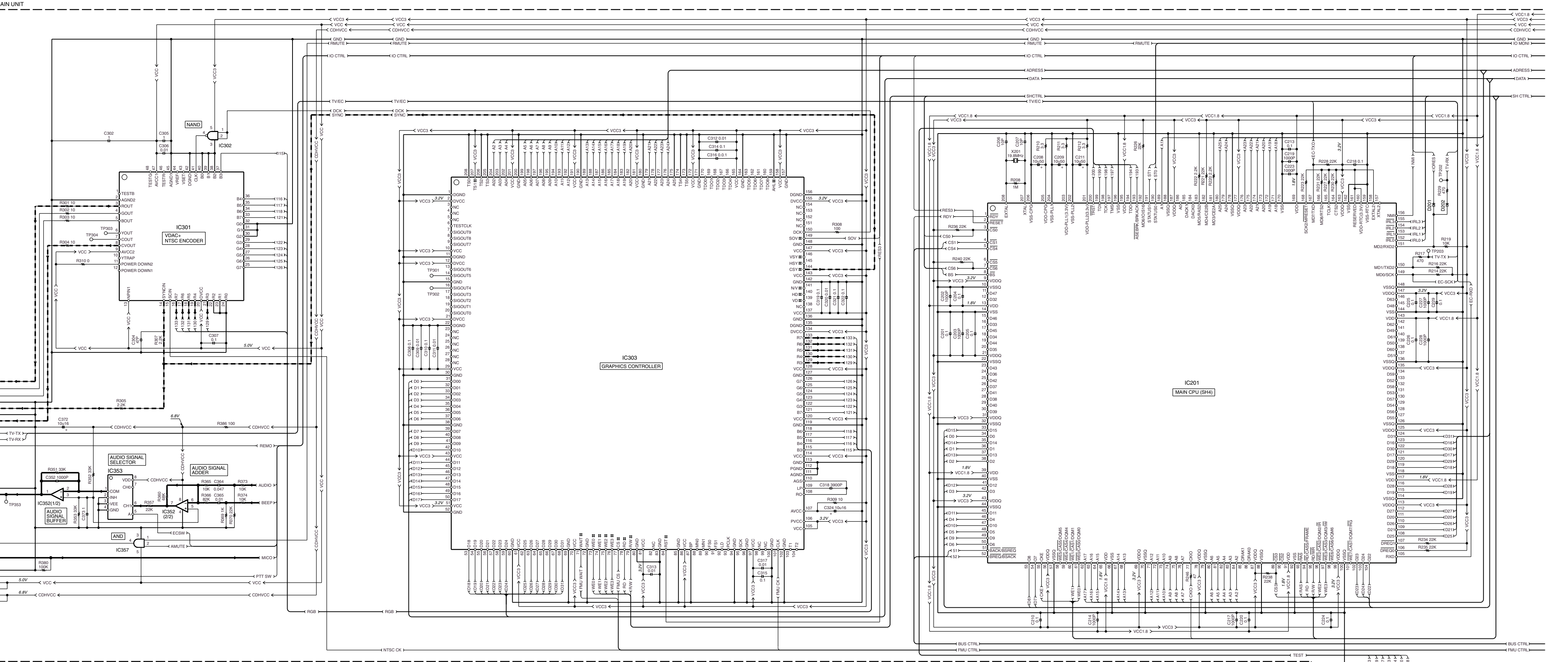


Legend for SUB UNIT (A/2) components:

IC507	: PD1R52	T501,503,505	: RN1401
IC508	: TC74VHCT0AF	T502,504,506	: 2SC2712
IC510	: TC7W53FU	T507	: 2SA1162
IC106	: PD0VZD1Z2P	T508	: RN1402
IC107	: SC1720YFA	D503,507	: RD5,6S
IC110	: KKQ22F		
IC201	: HD841750F1671		
IC202	: KKQ28F		
IC301	: CXA2168B1		
IC302,904	: TC7SH00F		
IC303	: KKQ22F		
IC352	: UPC842G2		
IC353	: TC7W53FU		
IC357	: TC7SET108F		
IC402	: SNE5C1168NS		
IC403	: KKQ31F		
IC433,435,437,802,809,810	: TC7SU04F		
IC438	: TC7SU04F		
IC439	: LUPC9613ST		
IC451	: TD6804F		
IC452	: TC7WU04FU		
IC606	: TC7SH00F		
IC701	: PD1R52		
IC801	: KKQ27F		
IC804	: RTC-4513		
IC801,802	: MB81F1642102		
IC903	: TC7SH08F		
IC905	: TC7SH08F		
IC906	: KKQ31F		
IC908	: TC65V400FT-85		
IC951	: TC7ALCX16245AF		
IC952	: TC7ALCX29F		
IC953	: TC7ALCX16244AF		
IC954	: TC7WH125FU		
IC955	: TC7ALCX138F		
T101,110,111	: 2SJ327Z		
T102,103	: RN1404		
T104,105	: 2SC1798K		
T106,109	: 2SB1198K		
T107	: 2SA1162		
T108,701,702,951	: 2SB1301		
T401	: RN2402		
T402	: RN1402		
D101	: 3002		
D103,104	: RD168		
D105	: U6A27C(T24L)		
D106,107,114,201,202	: 1S5567		
D108	: 801,802		
D109	: RD15F(MB)		
D199,404,453	: 1S5552		
D112,113	: EC20028B		
D451	: EC100S4		
D601,602	: RD5,6S		

Legend for MAIN UNIT components:

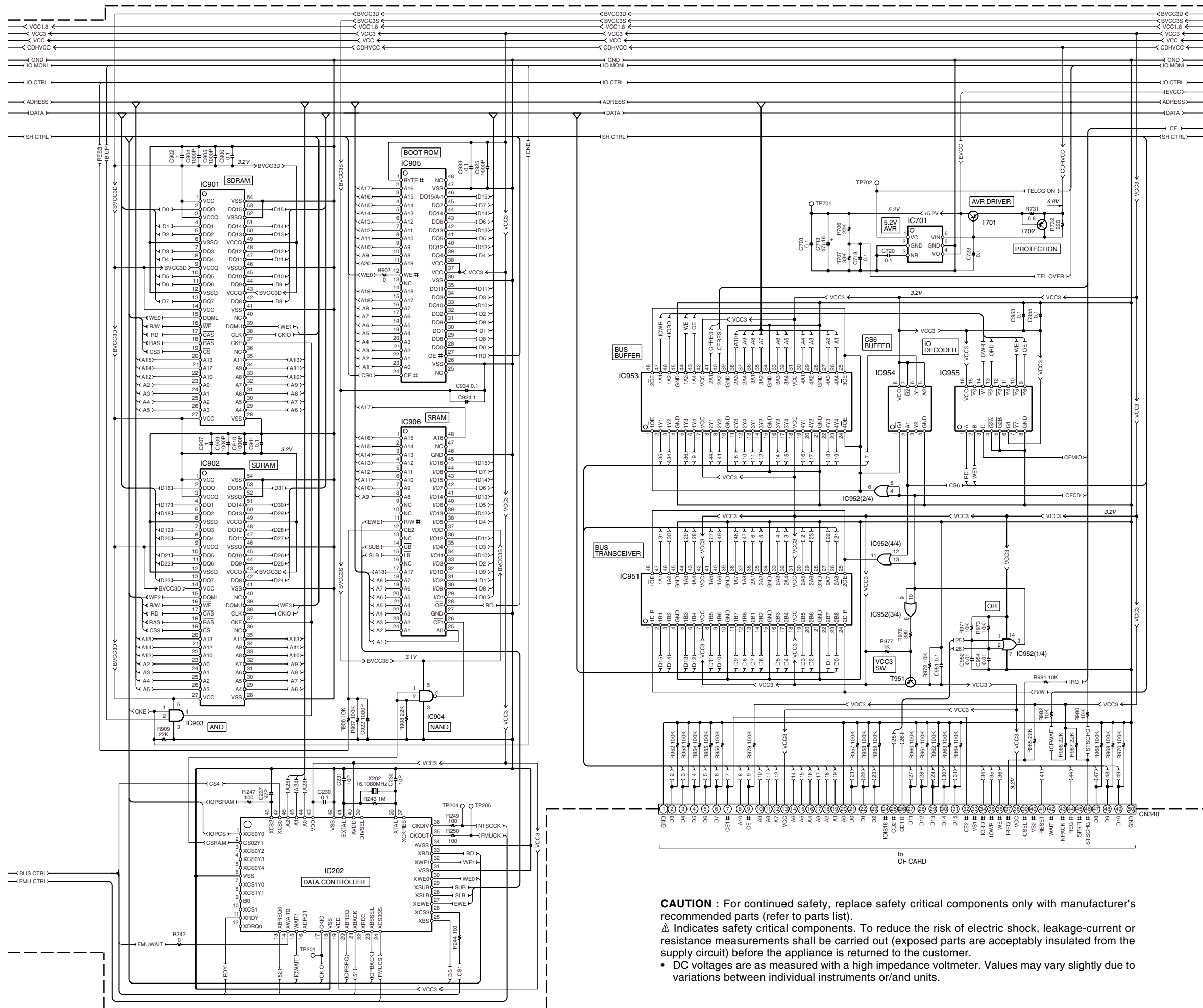
IC101	: BA9743AFV	IC352	: UPC842G2	IC801	: KKQ27F	T101,110,111	: 2SJ327Z	D101	: 3002	---	: DIGITAL LINE
IC103	: SC1719YTA	IC353	: TC7W53FU	IC804	: RTC-4513	T102,103	: RN1404	D103,104	: RD168	---	: SIGNAL LINE
IC104	: BA9781	IC357	: TC7SET108F	IC801,802	: MB81F1642102	T104,105	: 2SC1798K	D105	: U6A27C(T24L)	---	: +B LINE
IC105	: TC7W53FU	IC402	: SNE5C1168NS	IC903	: TC7SH08F	T106,109	: 2SB1198K	D106,107,114,201,202	: 1S5567	---	
IC106	: PD0VZD1Z2P	IC403	: KKQ31F	IC905	: TC7SH08F	T107	: 2SA1162	D108	: 801,802	---	
IC107	: SC1720YFA	IC433,435,437,802,809,810	: TC7SU04F	IC906	: TC65V400FT-85	T108,701,702,951	: 2SB1301	D109	: RD15F(MB)	---	
IC110	: KKQ22F	IC438	: TC7SU04F	IC951	: TC7ALCX16245AF	T401	: RN2402	D199,404,453	: 1S5552	---	
IC201	: HD841750F1671	IC439	: LUPC9613ST	IC952	: TC7ALCX29F	T402	: RN1402	D112,113	: EC20028B	---	
IC202	: KKQ28F	IC451	: TD6804F	IC953	: TC7ALCX16244AF			D451	: EC100S4	---	
IC301	: CXA2168B1	IC452	: TC7WU04FU	IC954	: TC7WH125FU			D601,602	: RD5,6S	---	
IC302,904	: TC7SH00F	IC606	: TC7SH00F	IC955	: TC7ALCX138F					---	
IC303	: KKQ22F	IC701	: PD1R52	IC955	: TC7ALCX138F					---	



Legend for MAIN UNIT components:

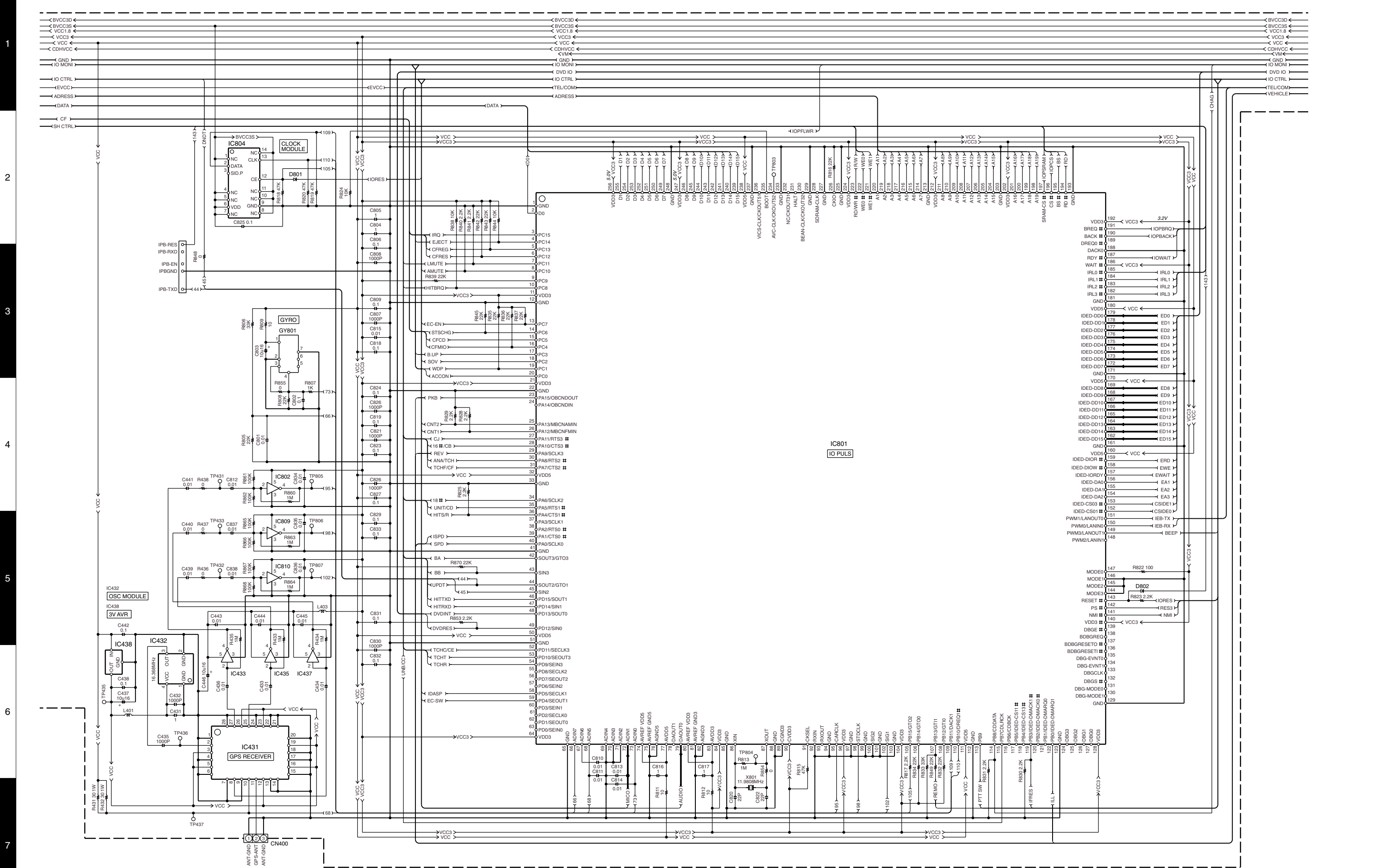
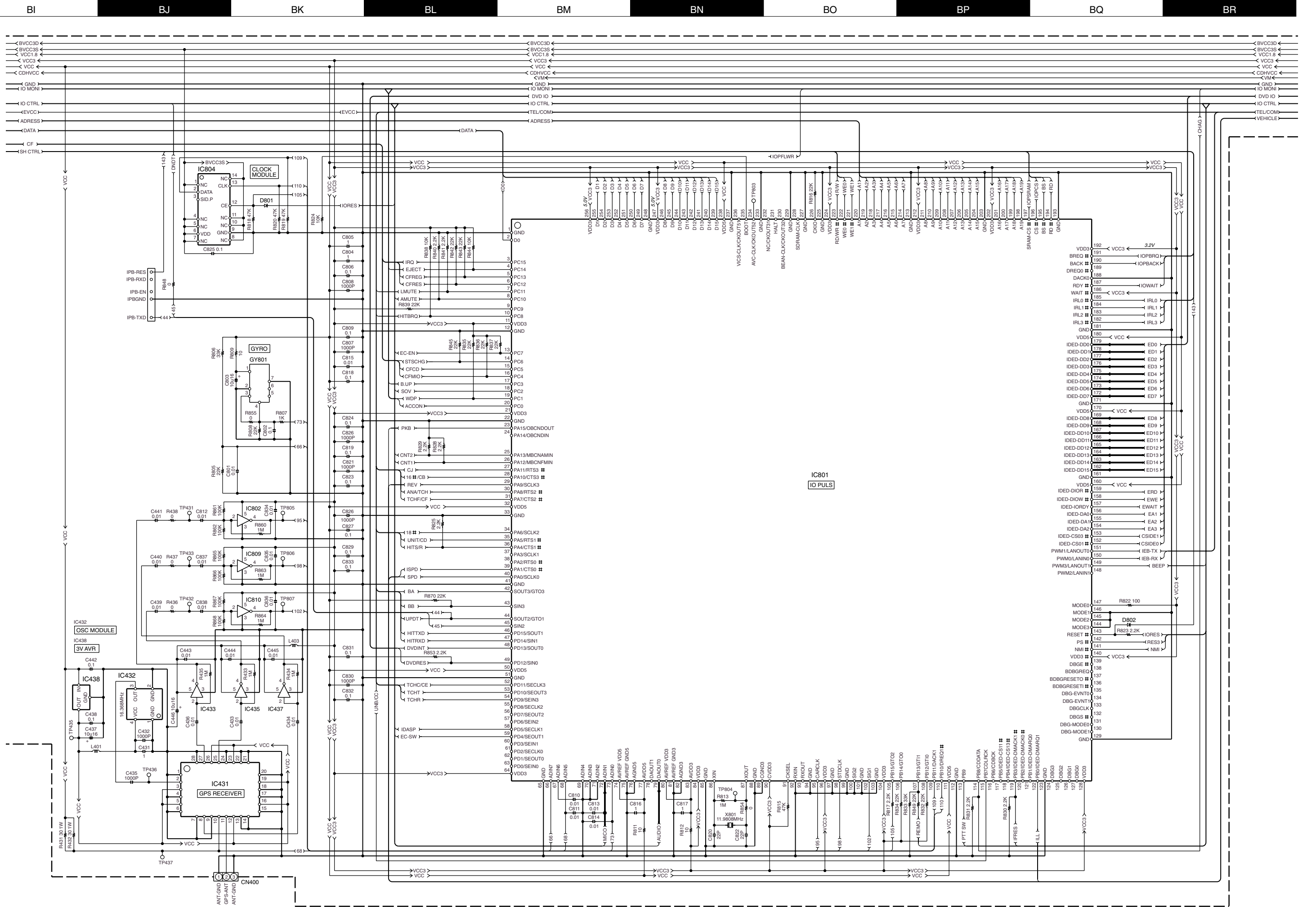
IC101	: BA9743AFV	IC352	: UPC842G2	IC801	: KKQ27F	T101,110,111	: 2SJ327Z	D101	: 3002	---	: DIGITAL LINE
IC103	: SC1719YTA	IC353	: TC7W53FU	IC804	: RTC-4513	T102,103	: RN1404	D103,104	: RD168	---	: SIGNAL LINE
IC104	: BA9781	IC357	: TC7SET108F	IC801,802	: MB81F1642102	T104,105	: 2SC1798K	D105	: U6A27C(T24L)	---	: +B LINE
IC105	: TC7W53FU	IC402	: SNE5C1168NS	IC903	: TC7SH08F	T106,109	: 2SB1198K	D106,107,114,201,202	: 1S5567	---	
IC106	: PD0VZD1Z2P	IC403	: KKQ31F	IC905	: TC7SH08F	T107	: 2SA1162	D108	: 801,802	---	
IC107	: SC1720YFA	IC433,435,437,802,809,810	: TC7SU04F	IC906	: TC65V400FT-85	T108,701,702,951	: 2SB1301	D109	: RD15F(MB)	---	
IC110	: KKQ22F	IC438	: TC7SU04F	IC951	: TC7ALCX16245AF	T401	: RN2402	D199,404,453	: 1S5552	---	
IC201	: HD841750F1671	IC439	: LUPC9613ST	IC952	: TC7ALCX29F	T402	: RN1402	D112,113	: EC20028B	---	
IC202	: KKQ28F	IC451	: TD6804F	IC953	: TC7ALCX16244AF			D451	: EC100S4	---	
IC301	: CXA2168B1	IC452	: TC7WU04FU	IC954	: TC7WH125FU			D601,602	: RD5,6S	---	
IC302,904	: TC7SH00F	IC606	: TC7SH00F	IC955	: TC7ALCX138F					---	
IC303	: KKQ22F	IC701	: PD1R52	IC955	: TC7ALCX138F					---	

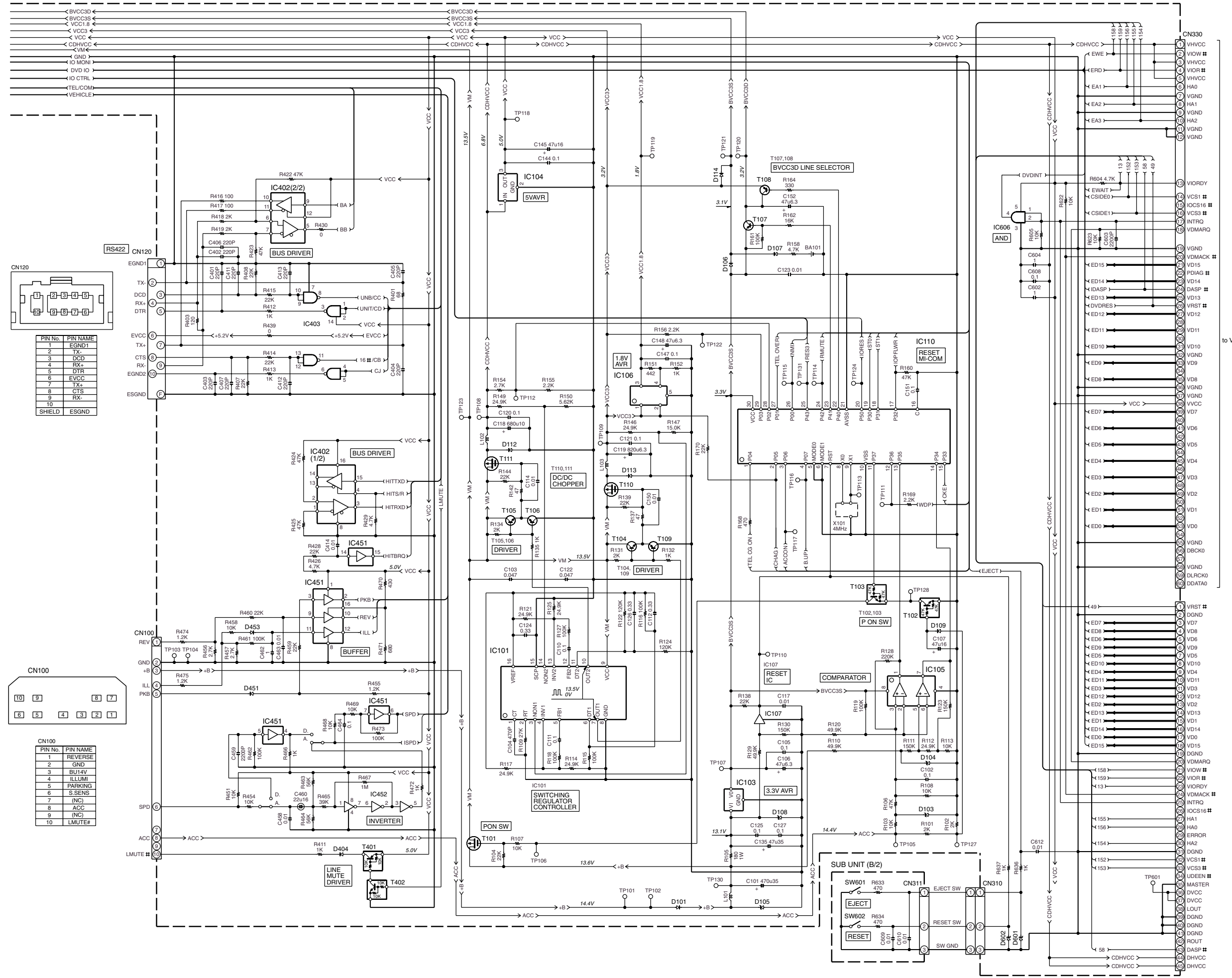




CAUTION : For continued safety, replace safety critical components only with manufacturer's recommended parts (refer to parts list).
 ⚠ Indicates safety critical components. To reduce the risk of electric shock, leakage-current or resistance measurements shall be carried out (exposed parts are acceptably insulated from the supply circuit) before the appliance is returned to the customer.

- DC voltages are as measured with a high impedance voltmeter. Values may vary slightly due to variations between individual instruments or/and units.





PIN No.	PIN NAME
1	EGND1
2	TX
3	DCD
4	RX+
5	DTR
6	EVCC
7	TX+
8	CTS
9	RX-
10	SHIELD
	ESGND

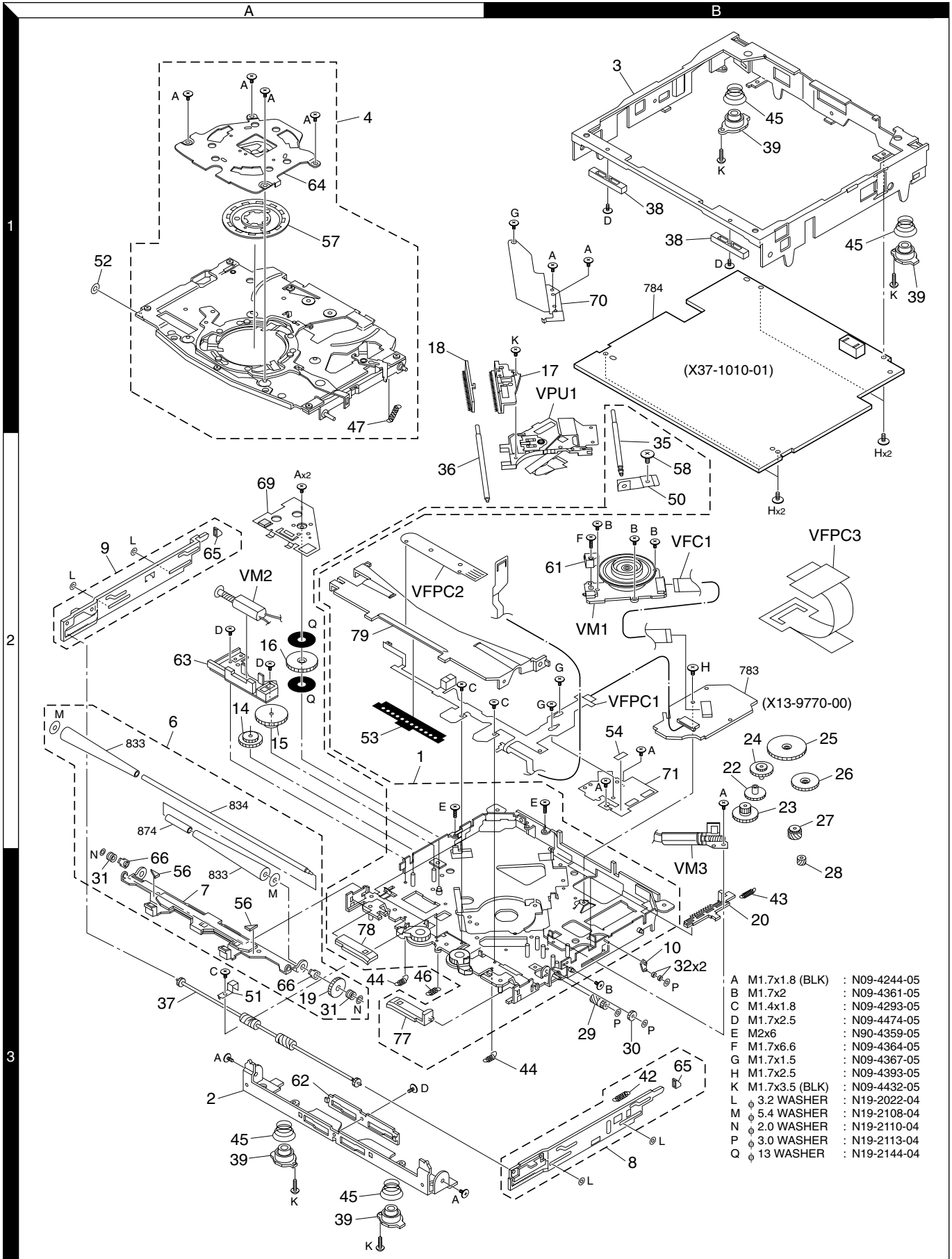
PIN No.	PIN NAME
10	8
9	7
6	5
5	4
4	3
3	2
2	1

PIN No.	PIN NAME
1	REVERSE
2	GND
3	BU14V
4	ILLUMI
5	PARKING
6	S.SENS
7	(NC)
8	ACC
9	(NC)
10	LMUTE#

to VME1

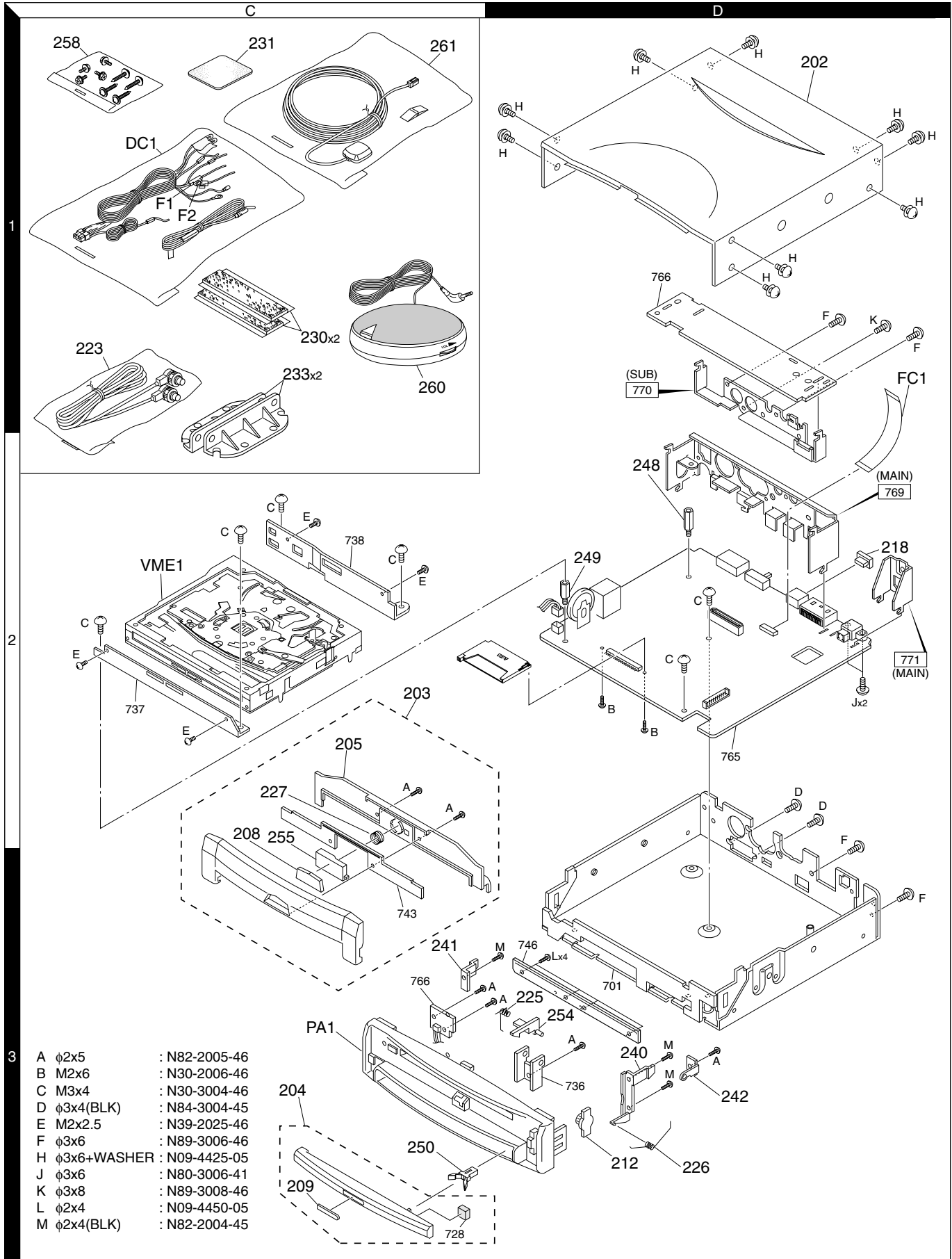
KNA-DV2200

EXPLODED VIEW (MECHANISM)



KNA-DV2200

EXPLODED VIEW (UNIT)



PARTS LIST

* New parts

Parts without **Parts No.** are not supplied.

Les articles non mentionnés dans le **Parts No.** ne sont pas fournis.

Teile ohne **Parts No.** werden nicht geliefert.

Ref. No.	Add	New	Parts No.	Description	Destination
KNA-DV2200					
202	1D	*	A01-2762-12	METALLIC CABINET	
203	2C	*	A21-4114-02	DRESSING PANEL ASSY (SUB)	
204	3C	*	A21-4116-03	DRESSING PANEL ASSY (CFC)	
205	2C		A46-1682-02	BACK COVER (SUB)	
PA1	3C	*	A64-2107-13	PANEL ASSY	
208	2C		B43-1262-04	BADGE (DVD)	
209	3C		B43-1240-04	BADGE (KENWOOD)	
-			B46-0100-50	WARRANTY CARD	
-		*	B54-4301-00	INSTALLATION MANUAL	
-		*	B64-1991-00	INST. MANUAL (ENG,GER)	
-		*	B64-1992-00	INST. MANUAL (FRE,DUT)	
-		*	B64-1993-00	INST. MANUAL (ITA,SPA)	
212	3D		D39-0239-05	DAMPER	
223	1C		E30-4747-05	CORD ASSY (IF CABLE)	
△ DC1	1C	*	E30-4964-05	DC CORD ASSY	
FC1	1D		E39-0380-08	FLAT CABLE	
218	2D		F09-1234-05	CAP	
△ F1	1C		F52-0004-05	FUSE (MINI BLADE) (5A)	
△ F2	1C		F52-0002-05	FUSE (MINI BLADE) (3A)	
225	3D		G01-2811-04	TORSION COIL SPRING (SUB HOOK)	
226	3D		G01-3048-04	TORSION COIL SPRING (SUB)	
227	2C		G01-3049-04	COMPRESSION COIL SPRING (SUB)	
230	1C		H30-0514-05	NAGIC TAPE	
-			H02-0829-03	INNER CARTON CASE	
-			H12-2672-03	PACKING FIXTURE	
-		*	H13-1788-04	CARTON BOARD	
-		*	H13-2006-04	CARTON BOARD (SLEEVE)	
-			H25-0338-04	PROTECTION BAG	
-			H25-1115-04	PROTECTION BAG	
-		*	H54-2108-03	ITEM CARTON CASE	
231	1C		J11-0609-05	CLAMPER ASSY (ANTENNA)	
233	1C		J19-4596-04	BRACKET	
235	1C		J21-7620-14	MOUNTING HARDWARE ASSY	
240	3D		J21-9603-04	MOUNTING HARDWARE (PANEL R)	
241	3C		J21-9604-04	MOUNTING HARDWARE (PANEL L)	
242	3D		J21-9605-04	MOUNTING HARDWARE (SUB FIX)	
248	2D	*	J32-1166-14	HEXAGON BOSS (R ON PCB)	
249	2D	*	J32-1167-14	HEXAGON BOSS (F ON PCB)	
250	3C		J52-0039-05	PUSH LATCH	
251	1C		J69-0506-04	ADHESIVE TAPE	
254	3D		K24-1785-04	KNOB (SUB HOOK)	
255	3C	*	K25-1203-14	KNOB (OPEN)	
258	1C		N99-1630-05	SCREW SET	
A	3C		N82-2005-46	BINDING HEAD TAPTITE SCREW	
B	2D		N30-2006-46	PAN HEAD MACHINE SCREW	
C	2D		N30-3004-46	PAN HEAD MACHINE SCREW	
D	2D		N84-3004-45	PAN HEAD TAPTITE SCREW	
E	2C		N39-2025-46	PAN HEAD MACHINE SCREW	
F	1D		N89-3006-46	BINDING HEAD TAPTITE SCREW	
H	1D		N09-4425-05	SEMS (TAPTITE SCREW)	

Ref. No.	Add	New	Parts No.	Description	Destination
K	1D		N89-3008-46	BINDING HEAD TAPTITE SCREW	
L	3D		N09-4450-05	TAPPING SCREW	
M	3D		N82-2004-45	BINDING HEAD TAPTITE SCREW	
261	1C		W02-3261-05	ELECTRIC CIRCUIT MODULE (GPS)	
-		*	W01-1551-05	DVD (MAP DISC)	
VME1	2C		X92-3550-02	DVD MECHANISM ASSY (DVS-2020)	
SUB-CIRCUIT UNIT (X13-9770-00)					
C1-3			CK73GB1C104K	CHIP C 0.10UF K	
CN1			E40-9781-05	FLAT CABLE CONNECTOR (34P)	
CN2			E40-9788-05	FLAT CABLE CONNECTOR (16P)	
CN3			E40-9789-05	FLAT CABLE CONNECTOR (13P)	
R1			RK73FB2A301J	CHIP R 300 J 1/10W	
R2,3			RK73FB2A331J	CHIP R 330 J 1/10W	
R4			RK73FB2A4R7J	CHIP R 4.7 J 1/10W	
R5			RK73GB1J153J	CHIP R 15K J 1/16W	
R6			RK73GB1J104J	CHIP R 100K J 1/16W	
R7			RK73GB1J105J	CHIP R 1.0M J 1/16W	
R8			RK73GB1J332J	CHIP R 3.3K J 1/16W	
R9,10			RK73GB1J103J	CHIP R 10K J 1/16W	
S1			S68-0846-05	PUSH SWITCH	
IC1			NJM2406F	ANALOGUE IC	
TH1			TN20-3T333JT	THERMISTOR	
MAIN UNIT					
C101			C90-5357-08	ELECTRO 470UF 35WV	
C102			C93-1176-08	CHIP C 0.10UF K	
C103		*	C93-1188-08	CHIP C 0.047UF K	
C104			CC73GCH1H471J	CHIP C 470PF J	
C105			C93-1176-08	CHIP C 0.10UF K	
C106			C92-1620-08	ELECTRO 47UF 6.3WV	
C107			C92-1616-08	ELECTRO 47UF 16WV	
C110,111			C93-1176-08	CHIP C 0.10UF K	
C112		*	C93-1190-08	CHIP C 0.33UF K	
C114			C93-1178-08	CHIP C 0.01UF K	
C117			C93-1178-08	CHIP C 0.01UF K	
C118			C90-5359-08	ELECTRO 680UF 10WV	
C119			C90-5358-08	ELECTRO 820UF 6.3WV	
C120,121			C93-1176-08	CHIP C 0.10UF K	
C122		*	C93-1188-08	CHIP C 0.047UF K	
C123			C93-1178-08	CHIP C 0.01UF K	
C124		*	C93-1190-08	CHIP C 0.33UF K	
C125			C93-1176-08	CHIP C 0.10UF K	
C126		*	C93-1190-08	CHIP C 0.33UF K	
C127			C93-1176-08	CHIP C 0.10UF K	
C135			C92-1617-08	ELECTRO 47UF 35WV	
C144			C93-1176-08	CHIP C 0.10UF K	
C145			C92-1616-08	ELECTRO 47UF 16WV	
C147			C93-1176-08	CHIP C 0.10UF K	
C148			C92-1620-08	ELECTRO 47UF 6.3WV	
C150			C93-1178-08	CHIP C 0.01UF K	
C151			C93-1176-08	CHIP C 0.10UF K	
C152			C92-1620-08	ELECTRO 47UF 6.3WV	

E : Europe

△ Indicates safety critical components.

PARTS LIST

* New parts

Parts without **Parts No.** are not supplied.

Les articles non mentionnés dans le **Parts No.** ne sont pas fournis.

Teile ohne **Parts No.** werden nicht geliefert.

MAIN UNIT

Ref. No.	A d d	N e w	Parts No.	Description	Desti- nation
C201			C93-1176-08	CHIP C 0.10UF K	
C202,203			C93-1179-08	CHIP C 1000PF K	
C204,205			C93-1176-08	CHIP C 0.10UF K	
C206,207			CC73GCH1H100D	CHIP C 10PF D	
C208,209			C92-1613-08	CHIP-TAN 10UF 16WV	
C210			C93-1176-08	CHIP C 0.10UF K	
C211			C92-1613-08	CHIP-TAN 10UF 16WV	
C213			C93-1176-08	CHIP C 0.10UF K	
C214			C93-1179-08	CHIP C 1000PF K	
C217			C93-1179-08	CHIP C 1000PF K	
C218			C93-1176-08	CHIP C 0.10UF K	
C219			C93-1179-08	CHIP C 1000PF K	
C220			C93-1176-08	CHIP C 0.10UF K	
C223			C93-1179-08	CHIP C 1000PF K	
C224-226			C93-1176-08	CHIP C 0.10UF K	
C227,228			C93-1179-08	CHIP C 1000PF K	
C229,230			C93-1176-08	CHIP C 0.10UF K	
C231,232			CC73GCH1H100D	CHIP C 10PF D	
C234			CC73GCH1H101J	CHIP C 100PF J	
C237			CC73GCH1H470J	CHIP C 47PF J	
C302			C91-2185-08	CHIP C 1.0UF K	
C304			CC73GCH1H470J	CHIP C 47PF J	
C305			C91-2185-08	CHIP C 1.0UF K	
C306			C93-1178-08	CHIP C 0.01UF K	
C307,308			C93-1176-08	CHIP C 0.10UF K	
C309			C93-1178-08	CHIP C 0.01UF K	
C310			C93-1176-08	CHIP C 0.10UF K	
C311-313			C93-1178-08	CHIP C 0.01UF K	
C314,315			C93-1176-08	CHIP C 0.10UF K	
C316,317			C93-1178-08	CHIP C 0.01UF K	
C318			C93-1183-08	CHIP C 3900PF K	
C319			C93-1176-08	CHIP C 0.10UF K	
C320			C93-1178-08	CHIP C 0.01UF K	
C321,322			C93-1176-08	CHIP C 0.10UF K	
C324			C92-1613-08	CHIP-TAN 10UF 16WV	
C352			C93-1179-08	CHIP C 1000PF K	
C364		*	C93-1188-08	CHIP C 0.047UF K	
C365			C93-1178-08	CHIP C 0.01UF K	
C372			C92-1613-08	CHIP-TAN 10UF 16WV	
C373			C91-2185-08	CHIP C 1.0UF K	
C401-407			CC73GCH1H221J	CHIP C 220PF J	
C411-413			CC73GCH1H221J	CHIP C 220PF J	
C414			C93-1178-08	CHIP C 0.01UF K	
C431			C91-2185-08	CHIP C 1.0UF K	
C432			C93-1179-08	CHIP C 1000PF K	
C433,434			C93-1178-08	CHIP C 0.01UF K	
C435			C93-1179-08	CHIP C 1000PF K	
C436			C93-1178-08	CHIP C 0.01UF K	
C437			C92-1613-08	CHIP-TAN 10UF 16WV	
C438			C93-1176-08	CHIP C 0.10UF K	
C439-441			C93-1178-08	CHIP C 0.01UF K	
C442			C93-1176-08	CHIP C 0.10UF K	
C443-445			C93-1178-08	CHIP C 0.01UF K	
C446			C92-1613-08	CHIP-TAN 10UF 16WV	
C458			C93-1178-08	CHIP C 0.01UF K	

Ref. No.	A d d	N e w	Parts No.	Description	Desti- nation
C459			C93-1180-08	CHIP C 2200PF K	
C460			C92-1615-08	NP ELECT 22UF 16WV	
C461			C93-1178-08	CHIP C 0.01UF K	
C462			C91-2185-08	CHIP C 1.0UF K	
C463,464			C93-1178-08	CHIP C 0.01UF K	
C602			C91-2185-08	CHIP C 1.0UF K	
C603			C93-1180-08	CHIP C 2200PF K	
C604			C91-2185-08	CHIP C 1.0UF K	
C608			C93-1176-08	CHIP C 0.10UF K	
C612			C93-1178-08	CHIP C 0.01UF K	
C703			C93-1176-08	CHIP C 0.10UF K	
C713			C92-1616-08	ELECTRO 47UF 16WV	
C718			C93-1176-08	CHIP C 0.10UF K	
C720			C93-1176-08	CHIP C 0.10UF K	
C723			C93-1176-08	CHIP C 0.10UF K	
C801			C93-1178-08	CHIP C 0.01UF K	
C802			C93-1176-08	CHIP C 0.10UF K	
C803			C92-1613-08	CHIP-TAN 10UF 16WV	
C804,805			C91-2185-08	CHIP C 1.0UF K	
C806			C93-1176-08	CHIP C 0.10UF K	
C807,808			C93-1179-08	CHIP C 1000PF K	
C809			C93-1176-08	CHIP C 0.10UF K	
C810-815			C93-1178-08	CHIP C 0.01UF K	
C816,817			C91-2185-08	CHIP C 1.0UF K	
C818,819			C93-1176-08	CHIP C 0.10UF K	
C820			CC73GCH1H220J	CHIP C 22PF J	
C821			C93-1179-08	CHIP C 1000PF K	
C822			CC73GCH1H220J	CHIP C 22PF J	
C823-825			C93-1176-08	CHIP C 0.10UF K	
C826			C93-1179-08	CHIP C 1000PF K	
C827			C93-1176-08	CHIP C 0.10UF K	
C828			C93-1179-08	CHIP C 1000PF K	
C829			C93-1176-08	CHIP C 0.10UF K	
C830			C93-1179-08	CHIP C 1000PF K	
C831-833			C93-1176-08	CHIP C 0.10UF K	
C834-838			C93-1178-08	CHIP C 0.01UF K	
C902			C91-2185-08	CHIP C 1.0UF K	
C904,905			C93-1179-08	CHIP C 1000PF K	
C906			C93-1176-08	CHIP C 0.10UF K	
C907			C91-2185-08	CHIP C 1.0UF K	
C909,910			C93-1179-08	CHIP C 1000PF K	
C911			C93-1176-08	CHIP C 0.10UF K	
C922			C93-1179-08	CHIP C 1000PF K	
C924			C91-2185-08	CHIP C 1.0UF K	
C925			C93-1179-08	CHIP C 1000PF K	
C933,934			C93-1176-08	CHIP C 0.10UF K	
C951			C93-1176-08	CHIP C 0.10UF K	
C952			C93-1178-08	CHIP C 0.01UF K	
C953			C93-1176-08	CHIP C 0.10UF K	
C954			C93-1178-08	CHIP C 0.01UF K	
C955			C93-1176-08	CHIP C 0.10UF K	
CN100			E58-0868-05	RECTANGULAR RECEPTACLE (10P)	
CN120			E58-0852-05	RECTANGULAR RECEPTACLE (10P)	
CN150			E41-0102-08	PIN ASSY (10P)	
CN310			E41-0100-08	PIN ASSY (13P)	

E : Europe

△ Indicates safety critical components.

PARTS LIST

* New parts

Parts without **Parts No.** are not supplied.

Les articles non mentionnés dans le **Parts No.** ne sont pas fournis.

Teile ohne **Parts No.** werden nicht geliefert.

MAIN UNIT

Ref. No.	A d d	N e w	Parts No.	Description	Desti- nation	Ref. No.	A d d	N e w	Parts No.	Description	Desti- nation
CN320			E41-0104-08	FLAT CABLE CONNECTOR (22P)		R152			R92-3226-08	CHIP R 1.0K D 1/16W	
CN330			E41-0105-08	CONNECTOR (60P)		R154			RK73GB1J272J	CHIP R 2.7K J 1/16W	
CN340			E02-0156-08	CONNECTOR (CF CARD, 50P)		R155,156			RK73GB1J222J	CHIP R 2.2K J 1/16W	
CN400			E58-0921-08	RECTANGULAR RECEPTACLE (3P)		R158			RK73GB1J472J	CHIP R 4.7K J 1/16W	
L101			L33-1171-08	SMALL FIXED INDUCTOR		R160			RK73GB1J473J	CHIP R 47K J 1/16W	
L102,103			L33-1172-08	CHIP INDUCTOR		R161			RK73GB1J104J	CHIP R 100K J 1/16W	
L401			L33-1173-08	CHIP INDUCTOR		R162			RK73GB1J163J	CHIP R 16K J 1/16W	
L403			L33-1173-08	CHIP INDUCTOR		R164			RK73GB1J331J	CHIP R 330 J 1/16W	
X101			L78-0823-08	RESONATOR (4.00MHZ)		R168			RK73GB1J471J	CHIP R 470 J 1/16W	
X201			L78-0826-08	RESONATOR (19.8000MHZ)		R169			RK73GB1J222J	CHIP R 2.2K J 1/16W	
X202		*	L78-0849-08	RESONATOR (16.1080MHZ)		R170			RK73GB1J223J	CHIP R 22K J 1/16W	
X801		*	L78-0848-08	RESONATOR (11.9808MHZ)		R203			RK73GB1J102J	CHIP R 1.0K J 1/16W	
J	2D		N80-3008-41	PAN HEAD TAPTITE SCREW		R206			RK73GB1J101J	CHIP R 100 J 1/16W	
R101,102			R92-3074-05	CHIP R 2.0K J 1/4W		R208			RK73GB1J105J	CHIP R 1.0M J 1/16W	
R103			RK73EB2B103J	CHIP R 10K J 1/8W		R210-212			RK73GB1J3R3J	CHIP R 3.3 J 1/16W	
R104			RK73EB2B223J	CHIP R 22K J 1/8W		R214			RK73GB1J223J	CHIP R 22K J 1/16W	
R105			R92-3242-08	CHIP R 180 J 1W		R216			RK73GB1J223J	CHIP R 22K J 1/16W	
R106			RK73GB1J473J	CHIP R 47K J 1/16W		R217			RK73GB1J471J	CHIP R 470 J 1/16W	
R107			RK73EB2B103J	CHIP R 10K J 1/8W		R219			RK73GB1J103J	CHIP R 10K J 1/16W	
R108			RK73GB1J103J	CHIP R 10K J 1/16W		R220			RK73GB1J222J	CHIP R 2.2K J 1/16W	
R109			RK73GB1J273J	CHIP R 27K J 1/16W		R221			RK73GB1J223J	CHIP R 22K J 1/16W	
R110			R92-3233-08	CHIP R 49.9K D 1/16W		R222			RK73GB1J222J	CHIP R 2.2K J 1/16W	
R111			R92-3229-08	CHIP R 150K D 1/16W		R223			RK73GB1J223J	CHIP R 22K J 1/16W	
R112			R92-3231-08	CHIP R 24.9K D 1/16W		R226-228			RK73GB1J223J	CHIP R 22K J 1/16W	
R113			R92-3227-08	CHIP R 10K D 1/16W		R229			RK73GB1J471J	CHIP R 470 J 1/16W	
R114			R92-3231-08	CHIP R 24.9K D 1/16W		R230,231			RK73GB1J223J	CHIP R 22K J 1/16W	
R115,116			RK73GB1J104J	CHIP R 100K J 1/16W		R234-236			RK73GB1J223J	CHIP R 22K J 1/16W	
R117			R92-3231-08	CHIP R 24.9K D 1/16W		R238			RK73GB1J223J	CHIP R 22K J 1/16W	
R118			RK73GB1J104J	CHIP R 100K J 1/16W		R240			RK73GB1J223J	CHIP R 22K J 1/16W	
R119			R92-3228-08	CHIP R 100K D 1/16W		R242			R92-1252-05	CHIP R 0 OHM	
R120			R92-3233-08	CHIP R 49.9K D 1/16W		R243			RK73GB1J105J	CHIP R 1.0M J 1/16W	
R121			R92-3231-08	CHIP R 24.9K D 1/16W		R244			RK73GB1J101J	CHIP R 100 J 1/16W	
R122			RK73GB1J124J	CHIP R 120K J 1/16W		R246			RK73GB1J470J	CHIP R 47 J 1/16W	
R123			R92-3229-08	CHIP R 150K D 1/16W		R247			RK73GB1J101J	CHIP R 100 J 1/16W	
R124			RK73GB1J124J	CHIP R 120K J 1/16W		R249,250			RK73GB1J101J	CHIP R 100 J 1/16W	
R125			R92-3231-08	CHIP R 24.9K D 1/16W		R301-304			RK73GB1J100J	CHIP R 10 J 1/16W	
R127			RK73GB1J104J	CHIP R 100K J 1/16W		R305			RK73GB1J222J	CHIP R 2.2K J 1/16W	
R128			RK73GB1J224J	CHIP R 220K J 1/16W		R307			RK73GB1J222J	CHIP R 2.2K J 1/16W	
R129			R92-3233-08	CHIP R 49.9K D 1/16W		R308			RK73GB1J101J	CHIP R 100 J 1/16W	
R130			R92-3229-08	CHIP R 150K D 1/16W		R309			RK73GB1J100J	CHIP R 10 J 1/16W	
R131			R92-3074-05	CHIP R 2.0K J 1/4W		R310			R92-1252-05	CHIP R 0 OHM	
R132			RK73EB2B102J	CHIP R 1.0K J 1/8W		R351-353			RK73GB1J333J	CHIP R 33K J 1/16W	
R134			R92-3074-05	CHIP R 2.0K J 1/4W		R357			RK73GB1J223J	CHIP R 22K J 1/16W	
R135			RK73EB2B102J	CHIP R 1.0K J 1/8W		R360			RK73GB1J683J	CHIP R 68K J 1/16W	
R137			RK73GB1J470J	CHIP R 47 J 1/16W		R365			RK73GB1J103J	CHIP R 10K J 1/16W	
R138,139			RK73GB1J223J	CHIP R 22K J 1/16W		R366			RK73GB1J823J	CHIP R 82K J 1/16W	
R142			RK73GB1J470J	CHIP R 47 J 1/16W		R369			RK73GB1J102J	CHIP R 1.0K J 1/16W	
R144			RK73GB1J223J	CHIP R 22K J 1/16W		R370			RK73GB1J223J	CHIP R 22K J 1/16W	
R146			R92-3231-08	CHIP R 24.9K D 1/16W		R373,374			RK73GB1J103J	CHIP R 10K J 1/16W	
R147		*	R92-3293-08	CHIP R 15.0K D 1/16W		R380			RK73GB1J104J	CHIP R 100K J 1/16W	
R149			R92-3231-08	CHIP R 24.9K D 1/16W		R386			RK73GB1J101J	CHIP R 100 J 1/16W	
R150			R92-3234-08	CHIP R 5.62K D 1/16W		R401			R92-3241-08	CHIP R 68 J 1/4W	
R151			R92-3232-08	CHIP R 442 D 1/16W		R403			R92-3236-08	CHIP R 120 J 1/4W	
						R407,408			RK73GB1J223J	CHIP R 22K J 1/16W	
						R411-413			RK73EB2B102J	CHIP R 1.0K J 1/8W	

E : Europe

△ Indicates safety critical components.

PARTS LIST

* New parts

Parts without **Parts No.** are not supplied.

Les articles non mentionnés dans le **Parts No.** ne sont pas fournis.

Teile ohne **Parts No.** werden nicht geliefert.

MAIN UNIT

Ref. No.	A d d	N e w	Parts No.	Description	Desti- nation
R414,415			RK73EB2B223J	CHIP R 22K J 1/8W	
R416,417			R92-3235-08	CHIP R 100 J 1/4W	
R418,419			RK73EB2B202J	CHIP R 2.0K J 1/8W	
R422-425			RK73GB1J473J	CHIP R 47K J 1/16W	
R426			RK73EB2B472J	CHIP R 4.7K J 1/8W	
R428			RK73EB2B223J	CHIP R 22K J 1/8W	
R429			RK73GB1J472J	CHIP R 4.7K J 1/16W	
R430			R92-1252-05	CHIP R 0 OHM	
R431,432		*	R92-3292-08	CHIP R 30 J 1W	
R433-435			RK73GB1J105J	CHIP R 1.0M J 1/16W	
R436-439			R92-1252-05	CHIP R 0 OHM	
R451			RK73EB2B103J	CHIP R 10K J 1/8W	
R454			RK73EB2B103J	CHIP R 10K J 1/8W	
R455			R92-3237-08	CHIP R 1.2K J 1/4W	
R456,457		*	R92-3291-08	CHIP R 2.7K J 1/4W	
R458			RK73EB2B103J	CHIP R 10K J 1/8W	
R459,460			RK73EB2B223J	CHIP R 22K J 1/8W	
R461			RK73EB2B104J	CHIP R 100K J 1/8W	
R462			RK73GB1J104J	CHIP R 100K J 1/16W	
R463,464			RK73GB1J563J	CHIP R 56K J 1/16W	
R465			RK73GB1J393J	CHIP R 39K J 1/16W	
R466			RK73GB1J102J	CHIP R 1.0K J 1/16W	
R467			RK73GB1J105J	CHIP R 1.0M J 1/16W	
R468,469			RK73GB1J103J	CHIP R 10K J 1/16W	
R470			RK73GB1J431J	CHIP R 430 J 1/16W	
R471			RK73GB1J681J	CHIP R 680 J 1/16W	
R472			RK73GB1J102J	CHIP R 1.0K J 1/16W	
R473			RK73GB1J104J	CHIP R 100K J 1/16W	
R474,475			R92-3237-08	CHIP R 1.2K J 1/4W	
R604			RK73GB1J472J	CHIP R 4.7K J 1/16W	
R605			RK73GB1J103J	CHIP R 10K J 1/16W	
R622,623			RK73GB1J103J	CHIP R 10K J 1/16W	
R636,637			RK73EB2B102J	CHIP R 1.0K J 1/8W	
R706			RK73EB2B223J	CHIP R 22K J 1/8W	
R707			RK73EB2B333J	CHIP R 33K J 1/8W	
R731			RK73EB2B6R8J	CHIP R 6.8 J 1/8W	
R732			RK73EB2B221J	CHIP R 220 J 1/8W	
R805			RK73GB1J223J	CHIP R 22K J 1/16W	
R806			RK73EB2B333J	CHIP R 33K J 1/8W	
R807			RK73GB1J102J	CHIP R 1.0K J 1/16W	
R808			RK73GB1J223J	CHIP R 22K J 1/16W	
R809			RK73GB1J100J	CHIP R 10 J 1/16W	
R811,812			RK73GB1J100J	CHIP R 10 J 1/16W	
R813			RK73GB1J105J	CHIP R 1.0M J 1/16W	
R815			RK73GB1J473J	CHIP R 47K J 1/16W	
R816			RK73GB1J223J	CHIP R 22K J 1/16W	
R817			RK73GB1J222J	CHIP R 2.2K J 1/16W	
R818-820			RK73GB1J473J	CHIP R 47K J 1/16W	
R822			RK73GB1J101J	CHIP R 100 J 1/16W	
R823			RK73GB1J222J	CHIP R 2.2K J 1/16W	
R824			RK73GB1J103J	CHIP R 10K J 1/16W	
R825			RK73GB1J222J	CHIP R 2.2K J 1/16W	
R828-831			RK73GB1J222J	CHIP R 2.2K J 1/16W	
R832			RK73GB1J223J	CHIP R 22K J 1/16W	
R833			RK73GB1J333J	CHIP R 33K J 1/16W	

Ref. No.	A d d	N e w	Parts No.	Description	Desti- nation
R834-837			RK73GB1J223J	CHIP R 22K J 1/16W	
R838			RK73GB1J103J	CHIP R 10K J 1/16W	
R839			RK73GB1J223J	CHIP R 22K J 1/16W	
R840,841			RK73GB1J222J	CHIP R 2.2K J 1/16W	
R842,843			RK73GB1J223J	CHIP R 22K J 1/16W	
R844			RK73GB1J103J	CHIP R 10K J 1/16W	
R845			RK73GB1J223J	CHIP R 22K J 1/16W	
R848			R92-1252-05	CHIP R 0 OHM	
R849			RK73GB1J223J	CHIP R 22K J 1/16W	
R853			RK73GB1J222J	CHIP R 2.2K J 1/16W	
R854,855			R92-1252-05	CHIP R 0 OHM	
R860			RK73GB1J105J	CHIP R 1.0M J 1/16W	
R861,862			RK73GB1J104J	CHIP R 100K J 1/16W	
R863,864			RK73GB1J105J	CHIP R 1.0M J 1/16W	
R865-868			RK73GB1J104J	CHIP R 100K J 1/16W	
R870			RK73GB1J223J	CHIP R 22K J 1/16W	
R902			R92-1252-05	CHIP R 0 OHM	
R906			RK73GB1J103J	CHIP R 10K J 1/16W	
R907			RK73GB1J104J	CHIP R 100K J 1/16W	
R908,909			RK73GB1J223J	CHIP R 22K J 1/16W	
R952-964			RK73GB1J104J	CHIP R 100K J 1/16W	
R965-967			RK73GB1J223J	CHIP R 22K J 1/16W	
R968-970			RK73GB1J104J	CHIP R 100K J 1/16W	
R971-973			RK73GB1J103J	CHIP R 10K J 1/16W	
R976			RK73GB1J331J	CHIP R 330 J 1/16W	
R977			RK73GB1J102J	CHIP R 1.0K J 1/16W	
R978			RK73GB1J104J	CHIP R 100K J 1/16W	
R980-982			RK73EB2B103J	CHIP R 10K J 1/8W	
D101			30D2	DIODE	
D103,104			RD16S	ZENER DIODE	
D105			U5ZA27C(TE24L)	ZENER DIODE	
D106,107			1SS357	DIODE	
D108			RD15FM(B)	ZENER DIODE	
D109			1SS352	DIODE	
D112,113			EC20QS06	DIODE (SCHOTTKY)	
D114			1SS357	DIODE	
D201,202			1SS357	DIODE	
D404			1SS352	DIODE	
D451			EC10DS4	DIODE	
D453			1SS352	DIODE	
D601,602			RD5.6S	ZENER DIODE	
D801,802			1SS357	DIODE	
IC101			BA9743AFV	ANALOGUE IC	
IC103			SCI7810YTA	ANALOGUE IC	
IC104			BA05FP	ANALOGUE IC	
IC105			TC75W56FU	ANALOGUE IC	
IC106			PQ07VZ012ZP	ANALOGUE IC	
IC107			SCI7720YFA	ANALOGUE IC	
IC110		*	KKQ32F	CUSTOM IC	
IC201		*	HD6417750F1671	MOS IC	
IC202		*	KKQ28F	CUSTOM IC	
IC301			CXA2106R	MOS IC	
IC302			TC7SH00F	MOS IC	
IC303			KKQ22F	CUSTOM IC	

E : Europe

△ Indicates safety critical components.

PARTS LIST

* New parts

Parts without **Parts No.** are not supplied.

Les articles non mentionnes dans le **Parts No.** ne sont pas fournis.

Teile ohne **Parts No.** werden nicht geliefert.

MAIN UNIT

Ref. No.	A d d	N e w	Parts No.	Description	Desti- nation	Ref. No.	A d d	N e w	Parts No.	Description	Desti- nation
IC352			UPC842G2	ANALOGUE IC		C515			C92-1616-08	ELECTRO 47UF 16WV	
IC353			TC7W53FU	MOS IC		C520			CC73GCH1H471J	CHIP C 470PF J	
IC357			TC7SET08F	MOS IC		C521			C93-1179-08	CHIP C 1000PF K	
IC402			SN65C1168NS	ANALOGUE IC		C524			C93-1176-08	CHIP C 0.10UF K	
IC403			TC74VHC00FT	MOS IC		C527			C93-1178-08	CHIP C 0.01UF K	
IC433			TC7SU04F	MOS IC		C528			C93-1179-08	CHIP C 1000PF K	
IC435			TC7SU04F	MOS IC		C529			C91-2185-08	CHIP C 1.0UF K	
IC437			TC7SU04F	MOS IC		C532			C91-2185-08	CHIP C 1.0UF K	
IC438			UPC29L03T	ANALOGUE IC		C537			C91-2185-08	CHIP C 1.0UF K	
IC451			TD62604F	MOS IC		C550			CC73GCH1H101J	CHIP C 100PF J	
IC452			TC7WU04FU	MOS IC		C551			CC73GCH1H470J	CHIP C 47PF J	
IC606			TC7SET00F	MOS IC		C552-554			CC73GCH1H101J	CHIP C 100PF J	
IC701			PQ1R52	ANALOGUE IC		C555			C92-1616-08	ELECTRO 47UF 16WV	
IC801		*	KKQ27F	CUSTOM IC (IO PLUS)		C556,557			C92-1619-08	ELECTRO 220UF 6.3WV	
IC802			TC7SU04F	MOS IC		C558-560			C92-1618-08	ELECTRO 100UF 6.3WV	
IC809			TC7SU04F	MOS IC		C561			CC73GCH1H220J	CHIP C 22PF J	
IC810			TC7SU04F	MOS IC		C562			C93-1176-08	CHIP C 0.10UF K	
IC901			MB81F121642102	MEMORY IC (128M SDRAM)		C609,610			C93-1178-08	CHIP C 0.01UF K	
IC902			MB81F121642102	MEMORY IC (128M SDRAM)							
IC903			TC7SH08F	MOS-IC		CN200			E56-0809-05	CYLINDRICAL RECEPTACLE (13P)	
IC904			TC7SH00F	MOS-IC		CN210			E63-0862-05	PIN JACK (2P)	
IC905		*	KKQ31F	CUSTOM IC		CN220			E11-0612-05	MINIATURE PHONE JACK (4P)	
IC906		*	TC55V400FT-85	MOS IC		CN230			E11-0244-15	MINIATURE PHONE JACK (4P)	
IC951			TC74LCX16245AF	MOS IC		CN311			E39-0401-08	WIRE HARNESS (3P)	
IC952			TC74LCX32F	MOS IC		CN321			E41-0103-08	FLAT CABLE CONNECTOR (22P)	
IC953			TC74LCX16244AF	MOS IC		R503			RK73EB2B331J	CHIP R 330 J 1/8W	
IC954			TC7WH125FU	MOS IC		R504-506			R92-3238-08	CHIP R 150 J 1/4W	
IC955			TC74LCX138F	MOS IC		R508			RK73GB1J223J	CHIP R 22K J 1/16W	
T101			2SJ327Z	MOS FET		R510,511			RK73EB2B223J	CHIP R 22K J 1/8W	
T102,103			RN1404	DIGITAL TRANSISTOR		R514			RK73GB1J102J	CHIP R 1.0K J 1/16W	
T104,105			2SD1782K	TRANSISTOR		R515			RK73EB2B223J	CHIP R 22K J 1/8W	
T106			2SB1198K	TRANSISTOR		R517			RK73EB2B223J	CHIP R 22K J 1/8W	
T107			2SA1162	TRANSISTOR		R518			RK73EB2B472J	CHIP R 4.7K J 1/8W	
T108			2SB1301	TRANSISTOR		R521			RK73GB1J223J	CHIP R 22K J 1/16W	
T109			2SB1198K	TRANSISTOR		R525			RK73EB2B472J	CHIP R 4.7K J 1/8W	
T110,111			2SJ327Z	MOS FET		R526,527			RK73EB2B223J	CHIP R 22K J 1/8W	
T401			RN2402	DIGITAL TRANSISTOR		R528			RK73EB2B331J	CHIP R 330 J 1/8W	
T402			RN1402	DIGITAL TRANSISTOR		R530			RK73GB1J223J	CHIP R 22K J 1/16W	
T701,702			2SB1301	TRANSISTOR		R531			RK73GB1J102J	CHIP R 1.0K J 1/16W	
T951			2SB1301	TRANSISTOR		R532			RK73GB1J473J	CHIP R 47K J 1/16W	
BA101			W09-0741-08	BATTERY		R533			RK73GB1J682J	CHIP R 6.8K J 1/16W	
GY801		*	W02-3299-08	ELECTRIC CIRCUIT MODULE (GYRO)		R536			RK73EB2B471J	CHIP R 470 J 1/8W	
IC431			W02-3249-05	ELECTRIC CIRCUIT MODULE (GPS)		R541			RK73EB2B331J	CHIP R 330 J 1/8W	
IC432			L78-0846-08	OSCILLATOR MODULE (16.3680MHz)		R543			RK73GB1J223J	CHIP R 22K J 1/16W	
IC804			RTC-4513	MOS IC (CLOCK MODULE)		R548			RK73GB1J102J	CHIP R 1.0K J 1/16W	
SUB UNIT											
C501			C93-1180-08	CHIP C 2200PF K		R551,552			RK73GB1J223J	CHIP R 22K J 1/16W	
C502			C93-1176-08	CHIP C 0.10UF K		R561			RK73EB2B750J	CHIP R 75 J 1/8W	
C506			C93-1180-08	CHIP C 2200PF K		R562-565			RK73EB2B620J	CHIP R 62 J 1/8W	
C507			CC73GCH1H221J	CHIP C 220PF J		R566			RK73GB1J103J	CHIP R 10K J 1/16W	
C508			C93-1176-08	CHIP C 0.10UF K		R567			RK73GB1J3R3J	CHIP R 3.3 J 1/16W	
C509-511			CC73GCH1H221J	CHIP C 220PF J		R568-571			RK73GB1J103J	CHIP R 10K J 1/16W	
C512			C93-1176-08	CHIP C 0.10UF K		R572			RK73EB2B151J	CHIP R 150 J 1/8W	
C513			C93-1178-08	CHIP C 0.01UF K		R573			RK73GB1J392J	CHIP R 3.9K J 1/16W	
C514			C91-2185-08	CHIP C 1.0UF K		R574			R92-1252-05	CHIP R 0 OHM	
						R633,634			RK73EB2B471J	CHIP R 470 J 1/8W	

E : Europe

△ Indicates safety critical components.

PARTS LIST

* New parts

Parts without **Parts No.** are not supplied.

Les articles non mentionnés dans le **Parts No.** ne sont pas fournis.

Teile ohne **Parts No.** werden nicht geliefert.

SUB UNIT

Ref. No.	A d d	N e w	Parts No.	Description	Desti- nation
SW601 SW602			S70-0878-08 S70-0878-08	PUSH SWITCH PUSH SWITCH	
D503-507 IC507 IC508 IC510 T501			RD5.6S PQ1R52 TC74VHCT08AF TC7W53FU RN1401	ZENER DIODE ANALOGUE IC MOS-IC IC (2-CHANNEL MULTIPLEXER) DIGITAL TRANSISTOR	
T502 T503 T504 T505 T506			2SC2712 RN1401 2SC2712 RN1401 2SC2712	TRANSISTOR DIGITAL TRANSISTOR TRANSISTOR DIGITAL TRANSISTOR TRANSISTOR	
T507 T508			2SA1162 RN1402	TRANSISTOR DIGITAL TRANSISTOR	

DVD UNIT (X37-1010-01)

C1-6 C7-10 C11 C12,13 C14			CK73GB1C104K CK73GB1H222K CC73GCH1H271J C92-0628-05 CK73GB1C104K	CHIP C 0.10UF K CHIP C 2200PF K CHIP C 270PF J CHIP-TAN 10UF 10WV CHIP C 0.10UF K	
C15 C16 C17 C18-25 C26,27			C92-0628-05 CK73GB1H102K C92-0635-05 CK73GB1C104K CK73GB1C333K	CHIP-TAN 10UF 10WV CHIP C 1000PF K CHIP-TAN 10UF 6.3WV CHIP C 0.10UF K CHIP C 0.033UF K	
C28 C29 C30 C31 C32			CK73GB1E473K CK73GB1C104K CC73GCH1H681J CK73GB1H102K CK73FB1C224K	CHIP C 0.047UF K CHIP C 0.10UF K CHIP C 680PF J CHIP C 1000PF K CHIP C 0.22UF K	
C33 C34-37 C38 C39-42 C43			C92-0628-05 CK73GB1C104K CC73GCH1H151J CK73GB1C104K CC73GCH1H101J	CHIP-TAN 10UF 10WV CHIP C 0.10UF K CHIP C 150PF J CHIP C 0.10UF K CHIP C 100PF J	
C44 C45 C46,47 C48,49 C50-52			C92-0628-05 CK73EB1C225K CK73GB1H102K CK73GB1E223K CK73FB1A105K	CHIP-TAN 10UF 10WV CHIP C 2.2UF K CHIP C 1000PF K CHIP C 0.022UF K CHIP C 1.0UF K	
C53,54 C55-59 C60 C61,62 C63,64			CK73EB1A475K CK73GB1H102K CK73GB1H103K CK73FB1A105K CK73EB1A475K	CHIP C 4.7UF K CHIP C 1000PF K CHIP C 0.010UF K CHIP C 1.0UF K CHIP C 4.7UF K	
C65 C66 C67 C68 C69,70			CK73GB1C104K CC73GCH1H471J CC73GCH1H101J CK73GB1H103K CK73GB1C104K	CHIP C 0.10UF K CHIP C 470PF J CHIP C 100PF J CHIP C 0.010UF K CHIP C 0.10UF K	
C71 C72-75 C76 C77			CK73FB1C474K CK73GB1C104K C92-0628-05 CK73GB1H102K	CHIP C 0.47UF K CHIP C 0.10UF K CHIP-TAN 10UF 10WV CHIP C 1000PF K	

Ref. No.	A d d	N e w	Parts No.	Description	Desti- nation
C78-80 C81 C82 C83 C84			CK73GB1C104K CK73GB1H103K CC73GCH1H101J CK73GB1C104K CK73GB1H103K	CHIP C 0.10UF K CHIP C 0.010UF K CHIP C 100PF J CHIP C 0.10UF K CHIP C 0.010UF K	
C85 C86 C87 C88-107 C108			CK73GB1C104K CK73FB1C474K C92-0628-05 CK73GB1C104K C92-0635-05	CHIP C 0.10UF K CHIP C 0.47UF K CHIP-TAN 10UF 10WV CHIP C 0.10UF K CHIP-TAN 10UF 6.3WV	
C109,110 C111-114 C115 C116 C118			C92-0628-05 CK73GB1C104K C92-0628-05 CK73GB1H102K CK73GB1H103K	CHIP-TAN 10UF 10WV CHIP C 0.10UF K CHIP-TAN 10UF 10WV CHIP C 1000PF K CHIP C 0.010UF K	
C119 C122 C123 C124 C125			CK73FB1A105K CK73GB1C104K CC73GCH1H221J CK73GB1H152K CK73GB1C104K	CHIP C 1.0UF K CHIP C 0.10UF K CHIP C 220PF J CHIP C 1500PF K CHIP C 0.10UF K	
C126 C127 C128 C129 C130			CK73GB1E473K CC73GCH1H151J CK73GB1H102K CK73GB1C104K CK73GB0J105K	CHIP C 0.047UF K CHIP C 150PF J CHIP C 1000PF K CHIP C 0.10UF K CHIP C 1.0UF K	
C131 C132 C133 C135 C136			CK73GB1H103K C92-0628-05 CK73GB1C104K CK73GB1C104K CC73GCH1H101J	CHIP C 0.010UF K CHIP-TAN 10UF 10WV CHIP C 0.10UF K CHIP C 0.10UF K CHIP C 100PF J	
C137 C138 C139 C140 C141			CK73GB1E223K CK73GB1C104K CC73GCH1H221J CK73GB1C104K CK73GB1H102K	CHIP C 0.022UF K CHIP C 0.10UF K CHIP C 220PF J CHIP C 0.10UF K CHIP C 1000PF K	
C142 C143 C144 C145 C146			CK73GB1C104K C92-0628-05 CK73GB1C104K C92-0628-05 CC73GCH1H101J	CHIP C 0.10UF K CHIP-TAN 10UF 10WV CHIP C 0.10UF K CHIP-TAN 10UF 10WV CHIP C 100PF J	
C147 C148 C149-152 C153 C154,155			CK73EB1C225K CK73GB1H103K CK73GB1C104K CK73EBOJ106K CK73GB1C104K	CHIP C 2.2UF K CHIP C 0.010UF K CHIP C 0.10UF K CHIP C 10UF K CHIP C 0.10UF K	
C157 C158 C161 C199 C200			C92-1452-05 CK73EBOJ106K CK73GB1C104K CK73GB1E473K CK73GB1C104K	ELECTRO 100UF 10WV CHIP C 10UF K CHIP C 0.10UF K CHIP C 0.047UF K CHIP C 0.10UF K	
CN1 CN2 CN3 CN6 CN20			E40-9782-05 E40-9744-05 E40-9617-05 E40-9745-05 E40-9785-05	FLAT CABLE CONNECTOR (30P) FLAT CABLE CONNECTOR (34P) PIN ASSY PIN ASSY (14P) PIN ASSY (60P)	

E : Europe

△ Indicates safety critical components.

PARTS LIST

* New parts

Parts without **Parts No.** are not supplied.

Les articles non mentionnés dans le **Parts No.** ne sont pas fournis.

Teile ohne **Parts No.** werden nicht geliefert.

DVD UNIT (X37-1010-01)

Ref. No.	A d d	N e w	Parts No.	Description	Desti- nation	Ref. No.	A d d	N e w	Parts No.	Description	Desti- nation
L1			L40-1001-78	SMALL FIXED INDUCTOR (10UH)		R35			RK73GB1J472J	CHIP R 4.7K J 1/16W	
L2-6			L92-0308-05	FERRITE CORE		R36			RK73GB1J334J	CHIP R 330K J 1/16W	
L7			L92-0336-05	CHIP FERRITE (33UH)		R37			RK73GB1J103J	CHIP R 10K J 1/16W	
L8-10			L92-0308-05	FERRITE CORE		R38			RK73GB1J105J	CHIP R 1.0M J 1/16W	
L17			L92-0336-05	CHIP FERRITE (33UH)		R39			RK73GB1J153J	CHIP R 15K J 1/16W	
L20			L92-0336-05	CHIP FERRITE (33UH)		R40			RK73GB1J102J	CHIP R 1.0K J 1/16W	
X1			L78-0801-05	RESONATOR (33.86MHZ)		R41			RK73GB1J122J	CHIP R 1.2K J 1/16W	
X2			L78-0811-05	RESONATOR (16.00MHZ)		R42			RK73GB1J332J	CHIP R 3.3K J 1/16W	
CP2			R90-1013-05	MULTI-COMP 2.2K X2		R43,44			RK73GB1J103J	CHIP R 10K J 1/16W	
CP3			R90-1033-05	MULTI-COMP 22 X4		R45			RK73GB1J105J	CHIP R 1.0M J 1/16W	
CP4			R90-1031-05	MULTI-COMP 22 X2		R46			RK73GB1J101J	CHIP R 100 J 1/16W	
CP5			R90-1033-05	MULTI-COMP 22 X4		R47			RK73GB1J332J	CHIP R 3.3K J 1/16W	
CP6			R90-1018-05	MULTI-COMP 82 X4		R49			RK73GB1J103J	CHIP R 10K J 1/16W	
CP7			R90-1012-05	MULTI-COMP 22K X4		R50			RK73GB1J102J	CHIP R 1.0K J 1/16W	
CP8			R90-1031-05	MULTI-COMP 22 X2		R51			RK73GH1J752D	CHIP R 7.5K D 1/16W	
CP9			R90-1033-05	MULTI-COMP 22 X4		R52			RK73GH1J113D	CHIP R 11K D 1/16W	
CP11			R90-1031-05	MULTI-COMP 22 X2		R53			RK73GH1J752D	CHIP R 7.5K D 1/16W	
CP12,13			R90-0720-05	MULTI-COMP 100K X4		R54			RK73GH1J113D	CHIP R 11K D 1/16W	
CP14-17			R90-1033-05	MULTI-COMP 22 X4		R55-58			RK73GH1J472D	CHIP R 4.7K D 1/16W	
CP18			R90-0719-05	MULTI-COMP 4.7K X2		R59,60			RK73GH1J103D	CHIP R 10K D 1/16W	
CP19			R90-0737-05	MULTI-COMP 100K X2		R61			RK73GB1J103J	CHIP R 10K J 1/16W	
CP20,21			R90-1018-05	MULTI-COMP 82 X4		R62,63			RK73GB1J154J	CHIP R 150K J 1/16W	
CP22			R90-1031-05	MULTI-COMP 22 X2		R64			RK73GB1J103J	CHIP R 10K J 1/16W	
CP23-26			R90-1033-05	MULTI-COMP 22 X4		R65			RK73GB1J102J	CHIP R 1.0K J 1/16W	
CP27-30			R90-1032-05	MULTI-COMP 12K X4		R66			RK73GB1J472J	CHIP R 4.7K J 1/16W	
CP31			R90-0720-05	MULTI-COMP 100K X4		R68			RK73GH1J472D	CHIP R 4.7K D 1/16W	
CP32			R90-1033-05	MULTI-COMP 22 X4		R69			RK73GB1J472J	CHIP R 4.7K J 1/16W	
CP33			R90-1032-05	MULTI-COMP 12K X4		R70			RK73GH1J472D	CHIP R 4.7K D 1/16W	
CP34,35			R90-1059-05	MULTI-COMP 12K X2		R71			RK73GB1J102J	CHIP R 1.0K J 1/16W	
R1,2			RK73GB1J910J	CHIP R 91 J 1/16W		R72			RK73GB1J471J	CHIP R 470 J 1/16W	
R3-6			RK73GB1J152J	CHIP R 1.5K J 1/16W		R73,74			RK73GH1J273D	CHIP R 27K D 1/16W	
R7,8			RK73GB1J332J	CHIP R 3.3K J 1/16W		R76,77			RK73GB1J103J	CHIP R 10K J 1/16W	
R9,10			RK73GB1J123J	CHIP R 12K J 1/16W		R78			RK73GB1J102J	CHIP R 1.0K J 1/16W	
R11			RK73GB1J223J	CHIP R 22K J 1/16W		R79			RK73FB2A4R7J	CHIP R 4.7 J 1/10W	
R12			R92-3273-05	CHIP R 6.8 F 1/4W		R80			R92-3099-05	CHIP R 0.22 J 1/2W	
R13			RK73GB1J223J	CHIP R 22K J 1/16W		R81,82			RK73GB1J103J	CHIP R 10K J 1/16W	
R14,15			RK73GB1J100J	CHIP R 10 J 1/16W		R83			RK73GB1J102J	CHIP R 1.0K J 1/16W	
R16			RK73GH1J123D	CHIP R 12K D 1/16W		R84,85			RK73GB1J103J	CHIP R 10K J 1/16W	
R17			RK73GB1J103J	CHIP R 10K J 1/16W		R86			RK73GB1J303J	CHIP R 30K J 1/16W	
R18			RK73GB1J472J	CHIP R 4.7K J 1/16W		R87			RK73GB1J222J	CHIP R 2.2K J 1/16W	
R19			RK73GB1J102J	CHIP R 1.0K J 1/16W		R88			RK73GB1J105J	CHIP R 1.0M J 1/16W	
R20			RK73GB1J220J	CHIP R 22 J 1/16W		R91			RK73GB1J332J	CHIP R 3.3K J 1/16W	
R21			RK73GB1J101J	CHIP R 100 J 1/16W		R92			RK73GB1J153J	CHIP R 15K J 1/16W	
R22			RK73GB1J512J	CHIP R 5.1K J 1/16W		R93			RK73GB1J242J	CHIP R 2.4K J 1/16W	
R23			RK73GB1J204J	CHIP R 200K J 1/16W		R94			RK73GB1J103J	CHIP R 10K J 1/16W	
R24			RK73GB1J102J	CHIP R 1.0K J 1/16W		R95			RK73GB1J101J	CHIP R 100 J 1/16W	
R25			RK73GB1J473J	CHIP R 47K J 1/16W		R96			RK73GB1J105J	CHIP R 1.0M J 1/16W	
R26			RK73GB1J102J	CHIP R 1.0K J 1/16W		R97			RK73GB1J683J	CHIP R 68K J 1/16W	
R27			RK73GB1J222J	CHIP R 2.2K J 1/16W		R98			RK73GB1J103J	CHIP R 10K J 1/16W	
R28			RK73GB1J332J	CHIP R 3.3K J 1/16W		R99			RK73GB1J222J	CHIP R 2.2K J 1/16W	
R29			RK73GB1J243J	CHIP R 24K J 1/16W		R100			RK73GB1J103J	CHIP R 10K J 1/16W	
R30			RK73GB1J105J	CHIP R 1.0M J 1/16W		R101			RK73GB1J752J	CHIP R 7.5K J 1/16W	
R31			RK73GB1J152J	CHIP R 1.5K J 1/16W		R102,103			RK73GH1J103D	CHIP R 10K D 1/16W	
R32-34			RK73GB1J103J	CHIP R 10K J 1/16W		R104			RK73GB1J104J	CHIP R 100K J 1/16W	
						R105			RK73GB1J103J	CHIP R 10K J 1/16W	

E : Europe

△ Indicates safety critical components.

PARTS LIST

* New parts

Parts without **Parts No.** are not supplied.

Les articles non mentionnés dans le **Parts No.** ne sont pas fournis.

Teile ohne **Parts No.** werden nicht geliefert.

DVD UNIT (X37-1010-01)

Ref. No.	A d d	N e w	Parts No.	Description	Desti- nation
R106			RK73GB1J472J	CHIP R 4.7K J 1/16W	
R107			RK73GB1J220J	CHIP R 22 J 1/16W	
R108			RK73GB1J330J	CHIP R 33 J 1/16W	
R109			RK73GB1J151J	CHIP R 150 J 1/16W	
R110			RK73GB1J103J	CHIP R 10K J 1/16W	
R111			RK73GB1J330J	CHIP R 33 J 1/16W	
R112			RK73GB1J104J	CHIP R 100K J 1/16W	
R113			RK73GB1J105J	CHIP R 1.0M J 1/16W	
R114,115			RK73GB1J474J	CHIP R 470K J 1/16W	
R116,117			RK73GB1J332J	CHIP R 3.3K J 1/16W	
R118			RK73GB1J103J	CHIP R 10K J 1/16W	
R119			RK73GB1J104J	CHIP R 100K J 1/16W	
R120			RK73GB1J103J	CHIP R 10K J 1/16W	
R121			RK73GB1J333J	CHIP R 33K J 1/16W	
R122			RK73GB1J473J	CHIP R 47K J 1/16W	
R123			RK73GB1J102J	CHIP R 1.0K J 1/16W	
R124			RK73GB1J333J	CHIP R 33K J 1/16W	
R125			RK73GB1J102J	CHIP R 1.0K J 1/16W	
R126			RK73GB1J104J	CHIP R 100K J 1/16W	
R127,128			RK73GB1J220J	CHIP R 22 J 1/16W	
R129			RK73GB1J102J	CHIP R 1.0K J 1/16W	
R130,131			RK73GB1J103J	CHIP R 10K J 1/16W	
R132,133			RK73GB1J104J	CHIP R 100K J 1/16W	
R134			RK73GB1J102J	CHIP R 1.0K J 1/16W	
R135			RK73GB1J223J	CHIP R 22K J 1/16W	
R136			RK73GB1J102J	CHIP R 1.0K J 1/16W	
R137			RK73GB1J223J	CHIP R 22K J 1/16W	
R138			RK73GB1J103J	CHIP R 10K J 1/16W	
R139			RK73GB1J474J	CHIP R 470K J 1/16W	
R140			RK73GB1J223J	CHIP R 22K J 1/16W	
R141			RK73GB1J474J	CHIP R 470K J 1/16W	
R143			RK73GB1J474J	CHIP R 470K J 1/16W	
R144			RK73GB1J220J	CHIP R 22 J 1/16W	
R145			RK73GB1J223J	CHIP R 22K J 1/16W	
R146			RK73GB1J472J	CHIP R 4.7K J 1/16W	
R147			RK73GB1J101J	CHIP R 100 J 1/16W	
R148			RK73GB1J102J	CHIP R 1.0K J 1/16W	
R149			RK73GB1J471J	CHIP R 470 J 1/16W	
R150			RK73GB1J220J	CHIP R 22 J 1/16W	
R151			RK73GB1J103J	CHIP R 10K J 1/16W	
R152,153			RK73GB1J104J	CHIP R 100K J 1/16W	
R154			RK73GB1J101J	CHIP R 100 J 1/16W	
R155			RK73GB1J204J	CHIP R 200K J 1/16W	
R156-159			RK73GB1J101J	CHIP R 100 J 1/16W	
R160			RK73GB1J220J	CHIP R 22 J 1/16W	
R161,162			RK73GH1J124D	CHIP R 120K D 1/16W	
R163,164			RK73GH1J203D	CHIP R 20K D 1/16W	
R165			RK73GB1J473J	CHIP R 47K J 1/16W	
R166			RK73GB1J103J	CHIP R 10K J 1/16W	
R167			RK73GB1J102J	CHIP R 1.0K J 1/16W	
R168			RK73GB1J104J	CHIP R 100K J 1/16W	
R169-172			RK73GB1J332J	CHIP R 3.3K J 1/16W	
R173,174			RK73GB1J104J	CHIP R 100K J 1/16W	
R175			RK73GB1J473J	CHIP R 47K J 1/16W	
R197,198			RK73GB1J203J	CHIP R 20K J 1/16W	

Ref. No.	A d d	N e w	Parts No.	Description	Desti- nation
R199			RK73GB1J123J	CHIP R 12K J 1/16W	
R200			RK73GB1J223J	CHIP R 22K J 1/16W	
W1			R92-1252-05	CHIP R 0 OHM	
W5			R92-1252-05	CHIP R 0 OHM	
W10			R92-1252-05	CHIP R 0 OHM	
D1,2			DAN217	DIODE	
D3			DAN202U	DIODE	
D4,5			DA114	DIODE	
D6			DAN202U	DIODE	
D7			DAN217	DIODE	
D8-10			SB02-03Q	DIODE	
IC1			SP3721A	ANALOGUE IC	
IC2			NJM2125F	ANALOGUE IC	
IC3			NJU7093A	MOS-IC	
IC4			NJM2406F	ANALOGUE IC	
IC5			NJM2100M	MOS-IC	
IC6			LA6393M	ANALOGUE IC	
IC7			L88MS05T	ANALOGUE IC	
IC8			LA6563	ANALOGUE IC	
IC9			BD6661FV	ANALOGUE IC	
IC10			NJU7096AR	MOS-IC	
IC11			SN74AHC1G08D	MOS-IC	
IC12			NJM2125F	ANALOGUE IC	
IC13			SN74AHC1G08D	MOS-IC	
IC14			CXD1867R	MOS-IC	
IC15			L88M33T	ANALOGUE IC	
IC16			IS41C16256	MEMORY IC	
IC17			SN74AHC2GU04H	MOS-IC	
IC19			SN74AHC1GU04D	MOS-IC	
IC20			CXD3008Q	MOS-IC	
IC21			L88MS05T	ANALOGUE IC	
IC22			HD6433062G24XI	MI-COM IC	
IC23			BR24C04FV-W	MEMORY IC	
Q1,2			MCH6101	TRANSISTOR	
Q3			2SB1295	TRANSISTOR	
Q4			3LN01M	FET	
Q5			DTC124EUA	TRANSISTOR	
Q6			3LP01M	FET	
Q7			DTC124EUA	TRANSISTOR	
Q8			2SB1295	TRANSISTOR	
Q9			DTC124EUA	TRANSISTOR	
Q10			2SC4081	TRANSISTOR	
Q11			2SA1576A	TRANSISTOR	
Q12			2SC4081	TRANSISTOR	
Q13			DTC124EUA	TRANSISTOR	
Q14			2SB1295	TRANSISTOR	
Q15			DTC124EUA	TRANSISTOR	
Q16			3LP01M	FET	
Q17,18			DTC124EUA	TRANSISTOR	
Q23			DTC124EUA	TRANSISTOR	
Q24			2SB1295	TRANSISTOR	
Q25			3LN01M	FET	
Q26			UMC2N	TRANSISTOR	
Q27			CPH3105	TRANSISTOR	

E : Europe

△ Indicates safety critical components.

PARTS LIST

* New parts

Parts without **Parts No.** are not supplied.

Les articles non mentionnés dans le **Parts No.** ne sont pas fournis.

Teile ohne **Parts No.** werden nicht geliefert.

Ref. No.	A d d	N e w	Parts No.	Description	Desti- nation	Ref. No.	A d d	N e w	Parts No.	Description	Desti- nation
DVD MECHANISM ASSY (X92-3550-02)						64	1A		J19-5000-04	HOLDER ASSY	
1	2A		A10-4684-22	CHASSIS ASSY		65	2A		J19-5026-04	HOLDER	
2	3A		A10-4692-02	CHASSIS		69	2A		J21-9510-24	MOUNTING HARDWARE ASSY	
3	1B		A10-4721-01	CHASSIS		70	1B		J21-9512-33	MOUNTING HARDWARE	
4	1A		A10-4713-32	CHASSIS ASSY		71	2B		J21-9518-03	MOUNTING HARDWARE	
6	2A		D10-4466-33	LEVER ASSY		77	3A		J90-0963-03	GUIDE	
7	3A		D10-4467-11	LEVER		78	3A		J90-0964-03	GUIDE	
8	3B		D10-4468-13	SLIDER ASSY		79	2A		J90-0968-02	GUIDE	
9	2A		D10-4471-14	SLIDER ASSY		VFPC1	2B		J26-4038-05	PRINTED WIRING BOARD ASSY	
10	3B		D10-4474-14	ARM ASSY		VFPC2	2A		J26-4040-05	PRINTED WIRING BOARD ASSY	
14	2A		D13-2062-04	GEAR		VFPC3	2B		J84-0109-05	FLEXIBLE PRINTED WIRING BOARD	
15	2A		D13-2063-04	GEAR		A	1A		N09-4244-05	MACHINE SCREW (M1.7X1.8 BLK)	
16	2A		D13-2064-04	GEAR		B	2B		N09-4361-05	MACHINE SCREW (M1.7X2)	
17	1B		D13-2065-04	GEAR ASSY		C	2A		N09-4293-05	MACHINE SCREW (M1.4X1.8)	
18	1A		D13-2067-04	RACK (GEAR)		D	1B	*	N09-4474-05	MACHINE SCREW (M1.7X2.5)	
19	3A		D13-2068-04	GEAR		E	2A		N09-4359-05	MACHINE SCREW (M2X6 FINE)	
20	3B		D13-2069-13	RACK (GEAR)		F	2B		N09-4364-05	MACHINE SCREW (M1.7X6.6 LOCK)	
22	2B		D13-2072-04	GEAR		G	2B		N09-4367-05	STEPPED SCREW (M1.7X1.5)	
23	2B		D13-2073-04	GEAR		H	2B		N09-4393-05	MACHINE SCREW (M1.7X2.5 LOCK)	
24	2B		D13-2074-04	GEAR		K	1B		N09-4432-05	MACHINE SCREW (M1.7X3.5)	
25	2B		D13-1377-14	GEAR		L	2A		N19-2022-04	FLAT WASHER (1.6X3.2X0.25)	
26	2B		D13-2075-04	GEAR		M	2A		N19-2108-04	FLAT WASHER (3X5.4X0.35)	
27	2B		D13-2076-04	GEAR		N	3A		N19-2110-04	FLAT WASHER (0.8X2X0.188 CW)	
28	3B		D13-2077-04	GEAR		P	3B		N19-2113-04	FLAT WASHER (1.2X3X0.25 CW)	
29	3B		D13-2070-04	GEAR		Q	2A		N19-2144-04	FLAT WASHER (4.7X13X0.25)	
30	3B		D13-2071-04	GEAR		VM1	2B		T42-1014-05	MOTOR ASSY (SPINDLE)	
31	3A		D14-0735-04	ROLLER		VM2	2A		T42-1050-04	MOTOR ASSY (LOAD)	
32	3B		D14-0736-04	ROLLER		VM3	2B		T42-1051-04	MOTOR ASSY (SLED)	
35	2B		D21-2330-04	SHAFT		VPU1	1B		T25-0217-05	OPTICAL PICKUP HEAD	
36	2A		D21-2331-04	SHAFT							
37	3A		D21-2332-04	SHAFT ASSY							
38	1B		D32-0634-04	STOPPER							
39	1B		D39-0240-05	DAMPER							
66	3A		D23-0942-24	RETAINER							
VFC1	2B		E39-0335-05	FLAT CABLE							
42	3B		G01-2998-04	EXTENSION SPRING							
43	3B		G01-2999-04	EXTENSION SPRING							
44	3A		G01-3000-04	EXTENSION SPRING							
45	1B		G01-3001-04	COMPRESSION SPRING							
46	3A		G01-3002-04	EXTENSION SPRING							
47	1A		G01-3020-04	EXTENSION SPRING							
50	2B		G02-1346-04	FLAT SPRING							
51	3A		G02-1356-04	FLAT SPRING							
52	1A		G02-1400-04	FLAT SPRING							
53	2A		G16-1160-04	SHEET							
54	2B		G16-1180-04	SHEET							
56	3A		G16-1199-04	SHEET							
57	1A		J11-0636-22	CLAMPER							
58	2B		J12-1070-04	PIN							
61	2B		J19-4986-04	HOLDER							
62	3A		J19-4989-03	HOLDER							
63	2A		J19-4991-23	HOLDER ASSY							

E : Europe

△ Indicates safety critical components.

KNA-DV2200

SPECIFICATIONS

Navigation section

Antenna	Micro-strip patched antenna
Receiver channel	Digital 8-channel parallel
Receiving frequency	1575.42MHz (C/A code)
Receiving sensitivity	Less than -130dBm
Positioning method	Hybrid (GPS + Wheel pulse + Gyro sensor)

General

Operating voltage	DC14.4V (DC11V~DC16V)
Current consumption	Less than 2.5A (DC13.2V)
Operating temperature	-10°C~+55°C
Storage temperature	-30°C~+85°C
Video output level (75Ω)	1.0Vp-p (Composite), 0.7Vp-p (Analogue RGB)
Audio output level (10kΩ)	1.2Vrms

Size & Weight

Main unit

Size	200.0 (W) x 47 (H) x 203.5 (D) mm
	7-7/8 (W) x 1-7/8 (H) x 8-1/16 (D) inch
Weight	1800g (3.97lbs)

GPS antenna

Size	34 (W) x 13.2 (H) x 38 (D) mm
	1-5/16 (W) x 1/2 (H) x 1-1/2 (D) inch
Weight	25g (0.055lbs)

KENWOOD follows a policy of continuous advancements in development. For this reason specifications may be changed without notice.

KENWOOD CORPORATION

14-6, Dogenzaka 1-chome, Shibuya-ku, Tokyo 150-8501 Japan

KENWOOD SERVICE CORPORATION
P.O. BOX 22745, 2201 East Dominguez Street, Long Beach, CA90801-5745, U.S.A.

KENWOOD ELECTRONICS CANADA INC.
6070 Kestrel Road, Mississauga, Ontario, Canada L5T 1S8

KENWOOD ELECTRONICS LATIN AMERICA S.A.
P.O. BOX 55-2791, Piso 6, Plaza Chase, Cl. 47 y, Aquilino de la Guardia, Panama, Republic of Panama

KENWOOD ELECTRONICS BRASIL LTDA.
Av. Moema, 170-17, Andar-Cobertura "B", Ed. Maximum Service Center, 04077-020 Moema, São Paulo-SP-Brasili

KENWOOD ELECTRONICS UK LIMITED
Kenwood House, Dwight Road, Watford, Herts, WD1 8EB United Kingdom

KENWOOD ELECTRONICS DEUTSCHLAND GMBH
Rembrücker-Str. 15, 63150 Heusenstamm, Germany

KENWOOD ELECTRONICS FRANCE S.A.
13, Boulevard Ney, 75018 Paris, France

KENWOOD ELECTRONICS BELGIUM N.V.
Mechelsesteenweg 418, B-1930 Zaventem, Belgium

KENWOOD ELECTRONICS ITALIA S.p.A.
Via G. Sirtori 7/9, 20129 Milano, Italy

KENWOOD IBÉRICA S.A.
Bolivia, 239-08020 Barcelona, Spain

KENWOOD ELECTRONICS AUSTRALIA PTY. LTD. (A.C.N. 001 499 074)
16 Giffnock Avenue, North Ryde, N.S.W. 2113, Australia

KENWOOD ELECTRONICS (HONG KONG) LTD.
Unit 3712-3724, Level 37, Tower 1, Metroplaza, 223 Hing Fong Road, Kwai Fong, N.T., Hong Kong

KENWOOD ELECTRONICS GULF FZE
P.O. Box 61318, Jebel Ali, Dubai, U.A.E.

KENWOOD ELECTRONICS (THAILAND) CO., LTD.
2019 New Pechburi Road, Bangkapi, Huaykwang, Bangkok, 10320 Thailand

KENWOOD ELECTRONICS SINGAPORE PTE. LTD.
1 Genting Lane #07-00, Kenwood Building, Singapore, 349544

KENWOOD ELECTRONICS (MALAYSIA) SDN BHD
#4.01 Level 4, Wisma Academy Lot 4A, Jalan 19/1, 46300 Petaling Jaya, Selangor Darul Ehsan, Malaysia